

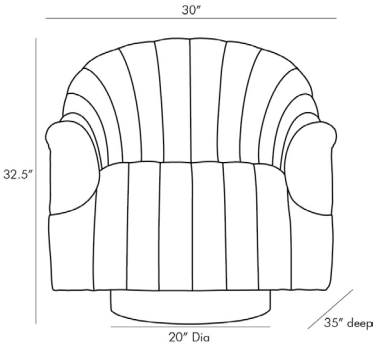


FURNITURE SPECIFICATION SHEETS

04.17.24



SPRINGSTEEN CHAIR INDIGO TWEED CHAMPAGNE SWIVEL



8034
H: 32.5 IN, W: 30 IN, D: 35 IN
Indigo Tweed
Contract Suitable As Is

Style reigns supreme in this sensuous swivel chair plucked straight from the seventies. The inviting barrel back, plush channeling and sleek champagne steel plinth base create the perfect club chair. Place a pair in your favorite entertaining space with petite drinks tables or use four around a cocktail table instead of the traditional sofa and chair combo. These are meant to be touted, not tucked away!

APPEARANCE

Material	Steel, Tweed
Finish	Champagne
Top Coat/Sealant	false
Textile Contract Suitability	High Traffic/Public Spaces

DIMENSIONS

Arm	H: 22 IN, W: 4.5 IN
Foot Print	Dia: 20.00 IN
Leg	H: 4.5 IN
Seat	W: 21 IN, D: 21 IN
Seat Height	17 IN
Seat	W: 21 IN, D: 21 IN
Diagonal Dimension	57 IN

SHIPPING


Shipping Requirements	TruckShip
Product Weight	80 LBS
Gross Weight 1	85 LBS
Shipping Box 1	H: 43 IN, L: 41 IN, W: 38 IN

ADDITIONAL INFO

Leg Or Foot Application	360 Swivel Mechanism
Fabric Compliancy	NFPA-260, TB117-2013
Fabric Composition	56% Polystr 22% Cotton 18% Acrylic 4% Polyethylene
Fabric Rub Count	75,000
Fabric Cleaning Code	S - dry clean only
Fabric Content	56% Polyester 22% Cotton 18% Acrylic 4% Polyethylene
Foam Compliancy	TB117-2013
Seating Type	Channeled Dacron-Wrapped Foam, No-Sag Spring Seat
Yardage To Reupholster	7

CONTRACT

Contract Suitable	true
-------------------	------





Aria
6564 | 78
\$238.00 /yd.

Upholstery Specifications

- Backing:** Unbacked
- Available Backing(s):** Acrylic, Moisture Barrier
- Finish(es):** Finish-Free
- Available Finish(es):** Stain Resistant Finish
- Durability:** No wear 150,000 double rubs , Results above 100,000 double rubs have not been shown to be a reliable indicator of increased fabric lifespan
- Width:** 55" (140 cm)
- Weight per Linear Yard:** 29 oz
- Contents:** Face: 100% Mohair, Back: 100% Cotton
- Cleaning Code:** S - Solvent
- Flammability:** California Technical Bulletin 117-2013, Can be treated to pass NFPA 701
- Manufactured In:** Netherlands
- Warranty:** 3 years
- ACT Symbols:** 

Sustainability

Standards and Certifications: California Proposition 65, Cradle to Cradle Certified Basic, HHI (Healthier Hospitals Initiative), Kaiser Permanente, LEED, Mindful Materials

<div><div>Sky Interior Studio Boca Raton 631.835.0898</div></div>	<div><div>The Monroe Boutique Hotel Nashville, Tennessee</div></div>	<div>FB-1 1 OF 2</div>
---	---	----------------------------


Free of: PVC, Red List Chemicals, Stain resistant finishes


Additional Details: No topical finishes

Notes

Natural color variations may occur.

Colors





MANUFACTURING CERTIFICATIONS			
			
<u>ISO 9001:2015</u>	<u>ISO 14001:2015</u>	<u>OHSAS 18001:2007</u>	<u>EPCH</u>
Certified for provision of internationally benchmarked processes and systems of furniture production.	Certified for the setup of appropriate Environmental Management Systems (EMS) for furniture manufacturing.	Certified for provision of appropriate Occupational Health & Safety Standards for all employees.	Member of Export Promotor Council for Handicrafts (EPCH) protecting, supporting, and promoting handicrafts.

The
WORLD of
RH



MAXWELL MODULAR ARMLESS CHAIR

Starting at \$2,395 Member / \$3,195 Regular

Bench-made by master craftsmen in Hickory, North Carolina. Kiln-dried, precision-cut, FSC-certified wood frames with mortise and tenon joinery for strength and stability. Heirloom-quality, eight-way hand-tied springs, considered the gold standard for comfort and longevity. Proprietary cushion technology using a hybrid of memory and latex foam that maintains resiliency after 100,000 sitting cycles (the equivalent of over 50 years of normal usage), wrapped in RDS-certified, responsibly sourced feathers and down, all designed for a superior sitting experience. Modular components are available individually, allowing you to customize the configuration of your choice.

- Hand assembled by master craftsmen in Hickory, North Carolina
- [Guaranteed For Life](#)
- Frame constructed of precision-cut engineered wood for superior strength and durability with interlocking mortise-and-tenon joinery; frame sourced from FSC-certified materials
- 8-way hand-tied spring suspension
- Standard fill seat cushions feature a proprietary hybrid of memory and latex foam for sink-in softness, support and resiliency topped with polyfiber; coordinating back cushion is all polyfiber
- Down fill seat cushions feature proprietary cushion technology using a hybrid of memory and latex foam for a blend of sink-in softness and support while maintaining resiliency, and topped with an RDS-certified feather-and-down and polyfiber blend; coordinating back cushion is a blend of down, feather and polyfiber
- 1 seat cushion/1 back cushion
- Fabric and leather dye lots vary; pieces purchased at different times may not match exactly
- Block feet crafted of solid wood with Brown Oak finish
- When configuring a sectional, choose Classic or Luxe for all components
- Included sectional connectors ensure that components are secured tightly together; lift upward to release
- Professional upholstery cleaning recommended. Vacuum with an upholstery attachment to remove dust. Rotate, fluff and smooth cushions for even wear. To minimize fading, avoid placing in direct sunlight.

Performance Velvet



Black

DIMENSIONS

Classic Armless Chair: 35"W x 40"D x 34"H


Frame Height: 30"

Seat: 35"W x 24"D

Seat Height: 20"

SKY
INTERIOR STUDIO

Sky Interior Studio
Boca Raton
631.835.0898



The Monroe Boutique Hotel
Nashville, Tennessee

The
WORLD of
RH



MAXWELL MODULAR LEFT-ARM CHAIR

Starting at \$2,495 Member / \$3,330 Regular

Bench-made by master craftsmen in Hickory, North Carolina. Kiln-dried, precision-cut, FSC-certified wood frames with mortise and tenon joinery for strength and stability. Heirloom-quality, eight-way hand-tied springs, considered the gold standard for comfort and longevity. Proprietary cushion technology using a hybrid of memory and latex foam that maintains resiliency after 100,000 sitting cycles (the equivalent of over 50 years of normal usage), wrapped in RDS-certified, responsibly sourced feathers and down, all designed for a superior sitting experience. Modular components are available individually, allowing you to customize the configuration of your choice.

- Hand assembled by master craftsmen in Hickory, North Carolina
- Guaranteed For Life
- Frame constructed of precision-cut engineered wood for superior strength and durability with interlocking mortise-and-tenon joinery; frame sourced from FSC-certified materials
- 8-way hand-tied spring suspension
- Standard fill seat cushions feature a proprietary hybrid of memory and latex foam for sink-in softness, support and resiliency topped with polyfiber; coordinating back cushion is all polyfiber
- Down fill seat cushions feature proprietary cushion technology using a hybrid of memory and latex foam for a blend of sink-in softness and support while maintaining resiliency, and topped with an RDS-certified feather-and-down and polyfiber blend; coordinating back cushion is a blend of down, feather and polyfiber
- 1 seat cushion/1 back cushion
- Fabric and leather dye lots vary; pieces purchased at different times may not match exactly
- Block feet crafted of solid wood with Brown Oak finish
- When configuring a sectional, choose Classic or Luxe for all components
- Included sectional connectors ensure that components are secured tightly together; lift upward to release
- Professional upholstery cleaning recommended. Vacuum with an upholstery attachment to remove dust. Rotate, fluff and smooth cushions for even wear. To minimize fading, avoid placing in direct sunlight.

Performance Velvet



Black

DIMENSIONS

Classic Chair: 42"W x 40"D x 34"H

Frame Height: 30"

Seat: 35"W x 24"D

Seat Height: 20"

Arm: 3¾"W x 21½"H

The
WORLD of
RH



MAXWELL MODULAR RIGHT-ARM CHAIR

Starting at \$2,495 Member / \$3,330 Regular

Bench-made by master craftsmen in Hickory, North Carolina. Kiln-dried, precision-cut, FSC-certified wood frames with mortise and tenon joinery for strength and stability. Heirloom-quality, eight-way hand-tied springs, considered the gold standard for comfort and longevity. Proprietary cushion technology using a hybrid of memory and latex foam that maintains resiliency after 100,000 sitting cycles (the equivalent of over 50 years of normal usage), wrapped in RDS-certified, responsibly sourced feathers and down, all designed for a superior sitting experience. Modular components are available individually, allowing you to customize the configuration of your choice.

- Hand assembled by master craftsmen in Hickory, North Carolina
- Guaranteed For Life
- Frame constructed of precision-cut engineered wood for superior strength and durability with interlocking mortise-and-tenon joinery; frame sourced from FSC-certified materials
- 8-way hand-tied spring suspension
- Standard fill seat cushions feature a proprietary hybrid of memory and latex foam for sink-in softness, support and resiliency topped with polyfiber; coordinating back cushion is all polyfiber
- Down fill seat cushions feature proprietary cushion technology using a hybrid of memory and latex foam for a blend of sink-in softness and support while maintaining resiliency, and topped with an RDS-certified feather-and-down and polyfiber blend; coordinating back cushion is a blend of down, feather and polyfiber
- 1 seat cushion/1 back cushion
- Fabric and leather dye lots vary; pieces purchased at different times may not match exactly
- Block feet crafted of solid wood with Brown Oak finish
- When configuring a sectional, choose Classic or Luxe for all components
- Included sectional connectors ensure that components are secured tightly together; lift upward to release
- Professional upholstery cleaning recommended. Vacuum with an upholstery attachment to remove dust. Rotate, fluff and smooth cushions for even wear. To minimize fading, avoid placing in direct sunlight.

Performance Velvet



Black

DIMENSIONS

Classic Chair: 42"W x 40"D x 34"H

Frame Height: 30"

Seat: 35"W x 24"D

Seat Height: 20"

Arm: 3¾"W x 21½"H

T-1 SUNPAN



Lamont End Table

107189

Defined by its fabulous form, this stunning end table features an unconventional shape that will captivate any space. Crafted with a black glass top and a dark brown concrete base with a timber effect. A powder coated brass metal rim completes the look. Crafted from a natural concrete mix, each piece will look different. Variations in colour, texture, imperfections, surface scratches and non-structural hairline cracks are considered inherent and valued qualities of the material. Suitable for indoor and covered outdoor spaces.

Dimensions

OVERALL DIMENSIONS:	23.50W x 14.00D x 22.00H in
GROSS WEIGHT:	121.00 lb
NET WEIGHT:	106.00 lb
MINIMUM ORDER (PCS):	1
PACK:	1pc / 2ctns
CARTON SIZE:	29.00W x 19.00D x 6.00H in
CARTON SIZE 2:	27.00W x 14.00D x 14.00H in
CARTON WEIGHT:	29.00 lb
CARTON WEIGHT2:	92.00 lb

Details & Construction

SKU NO:	107189
MATERIAL:	Glass
SHAPE:	Oval
BASE / LEGS:	Concrete
BASE FINISH:	Brown
MATERIAL FINISH:	Black
CONTRACT VIABLE:	Yes
STRUCTURE WARRANTY:	1 year
ASSEMBLY REQUIRED:	Yes
ADDITIONAL FEATURES:	Dark Brown Timber Effect on Concrete Base / Sealed Concrete

SUNPAN


875 Middlefield Road, Toronto Ontario B3J 1P3, Canada
hello@sunpan.com T 416-736-0094

Prices are subject to change without notice.

Generated: February 12, 2024



Sky Interior Studio
Boca Raton
631.835.0898



The Monroe Boutique Hotel
Nashville, Tennessee

T-1
1 OF 1

MEADOW COFFEE TABLE



2100
H: 14 IN, W: 36 IN, Dia: 0.00 IN, D: 24 IN
Antique Brass
Contract Recommendations: Adding a lacquer coating provides additional protection

Imagine a functional table with both elevated looks and unique charm. Wonderfully playful curves dance around the entire structure of this cocktail table, softening its skilled metal craftsmanship. Look closely and discover a warm antique brass finish, with striking elements of the handmade-such sophistication! Also available in a rich, bronze finish (2101).

APPEARANCE

Material	Iron
Material Type	Plated
Top Coat/Sealant	true

DIMENSIONS

Foot Print	W: 36 IN, D: 24 IN
------------	--------------------

SHIPPING


Shipping Requirements	TruckShip
Product Weight	35.5 LBS
Gross Weight 1	77.4 LBS
Shipping Box 1	H: 26 IN, L: 41 IN, W: 31 IN

CONTRACT

Contract Suitable	Adding a lacquer coating provides additional protection
-------------------	---

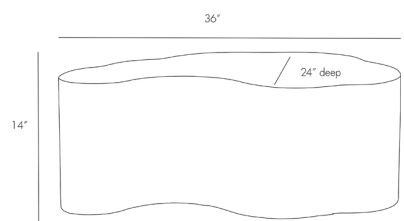


Sky Interior Studio
Boca Raton
631.835.0898



The Monroe Boutique Hotel
Nashville, Tennessee

MEADOW COFFEE TABLE



2101
H: 14 IN, W: 36 IN, Dia: 0.00 IN, D: 24 IN
Antiqued Bronze
Contract Recommendations: Adding a lacquer coating provides additional protection

Imagine a functional table with both elevated looks and unique charm. Wonderfully playful curves dance around the entire structure of this cocktail table, softening its skilled metal craftsmanship. Look closely and discover a rich bronze finish, with striking elements of the hand-made-such sophistication! Also available in a warm, antique brass finish (2100).

APPEARANCE

Material	Iron
Material Type	Plated
Top Coat/Sealant	true

DIMENSIONS

Foot Print	W: 36 IN, D: 24 IN
------------	--------------------

SHIPPING


Shipping Requirements	TruckShip
Product Weight	36 LBS
Gross Weight 1	77.4 LBS
Shipping Box 1	H: 26 IN, L: 41 IN, W: 31 IN

CONTRACT

Contract Suitable	Adding a lacquer coating provides additional protection
-------------------	---



Sky Interior Studio
Boca Raton
631.835.0898



The Monroe Boutique Hotel
Nashville, Tennessee

saba™



Ring Table

Design Serena Confalonieri

Anno di produzione 2018

Production year 2018

[It] — Eleganti come gioielli, i tavolini da caffè Ring si ispirano ai tagli delle pietre preziose quando vengono montate sugli anelli.

La scelta delle finiture mira a sottolineare questa similitudine: le strutture in metallo sono disponibili in diverse varianti a cui corrispondono altrettante forme.

Su queste basi i piani in vetro, trasparenti e lievemente colorati, vengono letteralmente montati.

Struttura

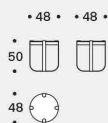
In ferro, spessore 4 mm, finitura cromata.
Top in vetro temperato spessore 8 mm.

[En] — Elegant like jewellery, the Ring coffee tables are inspired by raw cuts of precious stones prior to being mounted into rings. The choice of materials is aimed to emphasise this inspiration behind the collection. The metal base structures are available in several variants each of which corresponds to a geometric form. Like in jewellery design, the glass tops in transparent or light colours are literally set onto the base structures.

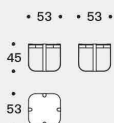
Structure

In iron, 4 mm thick, chromed finish.
Top in tempered glass 8 mm thick.

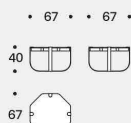
Tavolini / Low tables
Tondo / Round



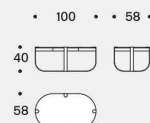
Quadrato / Square




Ottagonale / Octagonal




Ovale / Oval




Combinazione finitura struttura & top in vetro / Frame & glass top finish combo



TONDO / ROUND
/ RONDE / REDONDO
1 Rame / Copper / Cuivre / Cobre
2 Fumè / Fumé / Fumé / Ahumado



QUADRATO / SQUARE
/ CARRÉ / CUADRADO
3 Ottone satinato / Satin brass
/ Laiton satiné / Latón satinado
4 Trasparente / Transparent
/ Transparent / Transparente



OTTAGONALE / OCTAGONAL
/ OCTOGONAL / OCTAGONAL
5 Black nickel / Black nickel
/ Nickel noir / Niquel negro
6 Bronzo / Bronze / Bronze / Bronze




OVALE / OVAL
/ OVALE / OVAL
7 Cromo / Chrome / Chrome
/ Cromo
8 Acqua marina / Sea water
/ Eau de mer / Agua de mar

01 — Ring Table — design Serena Confalonieri

Saba Italia — 35018 S. Martino di Lupari — Padova / Italy
via dell'Industria, 17 — T +39 049 946 2227 — F +39 049 946 2219
infosaba@sabaitalia.it — www.sabaitalia.it

SKY
INTERIOR STUDIO

Sky Interior Studio
Boca Raton
631.835.0898



The Monroe Boutique Hotel
Nashville, Tennessee

T-4
1 OF 1



STEINWAY & SONS



DIMENSIONS

Length: 5' 1" (155 cm)

Width: 57¾" (147 cm)

Net Weight: 579 lbs (263 kg)

baby grand piano

At 5' 1" (155 cm), the Model S Baby Grand piano is the smallest of the STEINWAY grands. This design was introduced in the 1930s to invite the majesty of the STEINWAY sound into almost any space.

Esedra — Monica Förster — 2007



Un pouf dalla seduta invitante. Ampi spicchi leggermente sovrapposti fra loro creano un raffinato effetto decorativo. La sapiente lavorazione si sviluppa dal centro della seduta, che diventa il cuore di un suggestivo movimento a raggi.

CARATTERISTICHE TECNICHE

Struttura. In multistrato di betulla e massello di faggio.

Imbottitura. Poliuretano espanso e ovatta poliestere.

Basamento. In legno laccato con vernice gofrata antigraffio di colore nero.

Rivestimento. In Pelle Frau®:

- ColorSphere® (SC)
- Heritage
- Nest
- Soul
- Velvety

Sfoderabilità. Non prevista.

A soft ottoman that simply invites you to use it. Wide segments slightly overlap each other to create a sophisticated decorative effect. The expert workmanship develops outwards from the centre of the seat which thus becomes the heart of a striking, outwardly radiating movement.

TECHNICAL FEATURES

Structure. Made of birch plywood and solid beech wood.

Padding. Polyurethane foam and polyester wadding.

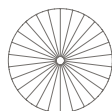
Base. Wood with a rough scratch-resistant black lacquered finish.

Upholstery. Pelle Frau® leather:

- ColorSphere® (SC)
- Heritage
- Nest
- Soul
- Velvety

Removability. Not possible.

5371516



35 / 13" ¼



100 / 39" ¼



100 / 39" ¼

POLE POSITION

Design: Luigi Caccia Dominioni, 2009

CH-3




This padded bergère is a rarity among Luigi Caccia Dominioni's creations and the automobile seeps through into every detail of the model: from the curved backrest, through the stitching and Capitonné padding down to the wheels. The latter appear to be an indulgent reference to Caccia Dominioni's other ABCD armchair which also boasts two small wheels on the front chair legs.

AZUCENA



Sky Interior Studio
Boca Raton
631.835.0898



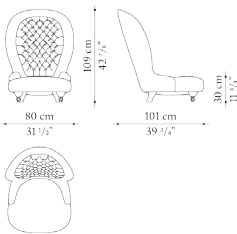
The Monroe Boutique Hotel
Nashville, Tennessee

CH-3
1 OF 3

Technical data

Armchair

D_PE1




<i>Internal frame</i>	solid wood	<i>Panel</i>	MDF wood fibre
<i>Upholstery</i>	shaped polyurethane of different density, polyester fibre cover	<i>Feet</i>	lacquered solid wood
<i>Front wheels</i>	painted aluminium and plastic material	<i>Cover</i>	fabric or leather

AZUCENA

Finishes

Wood




0443N
Matt black lacquered wood

Metals



0905B
Bronzed finish

Fabrics




2970150
Fabric Wood black




2970400
Fabric Wood green



2970763
Fabric Wood bordeaux




2970800
Fabric Wood blue



2971150
Fabric Mohair black




2971155
Fabric Mohair smoke grey



2971400
Fabric Mohair dark green



2971700
Fabric Mohair bordeaux



2971763
Fabric Mohair aubergine




2971800
Fabric Mohair blue

Leathers



1119150
Leather Koto black KT150



1119355
Leather Koto dark brown
KT355



1119400
Leather Koto green KT400



1119750
Leather Koto bordeaux
KT750



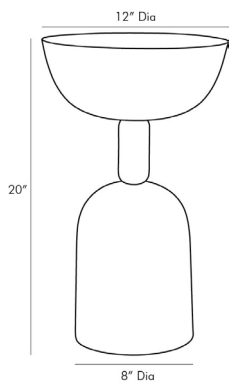
1227106
Leather Kasia caramel
KS106



1227310
Leather Kasia natural
KS310

AZUCENA

DAX ACCENT TABLE



4797
H: 20 IN, Dia: 12.00 IN
Antique Brass
Contract Recommendations: Adding a lacquer coating provides additional protection

Pique interest in a space with the sculptural design of this petite accent table. The foundation of the geometric form is composed of cast aluminum with a half-dome top and a bell-shaped bottom—joined together by a capsule center in a totem-esque fashion. An antique brass finish with a bronze accent elevates this simple yet visually stunning table that is perfect for resting drinks sofa-side.

APPEARANCE

Material Aluminum
Finish Antique Brass, Bronze
Finish Will Vary true
Top Coat/Sealant false

DIMENSIONS

Foot Print Dia: 8.00 IN

SHIPPING

Product Weight 11 LBS
Gross Weight 1 17 LBS
Shipping Box 1 H: 14 IN, L: 14 IN, W: 22 IN

CONTRACT

Contract Suitable Adding a lacquer coating provides additional protection



Archivio Renzo Frau

La 1919 si ispira al modello 128, entrato nel catalogo di Renzo Frau a partire dal 1919, che riprendeva i caratteri opulenti delle bergère rococò con l'aggiunta di un particolare allungo per l'appoggio dei piedi e un piccolo leggio a braccio, fissato sul fianco.

CARATTERISTICHE TECNICHE

Struttura portante. Massello di faggio stagionato.

Molleggio. Molle biconiche in acciaio legate a mano e fissate a cinghie di juta.

Imbottitura. Seduta: in crine gommato. Schienale e braccioli: in crine vegetale modellato a mano. Cuscino seduta: in piuma d'oca.

Versioni.

- Senza piattino
- Con piattino posacenere / porta calice (destra o sinistra)

Versione con piattino posacenere. Il braccio porta piattino è in bronzo in due finiture disponibili ed è girevole. Il piattino è in noce Canaletto (29) trattato cera. Il posacenere in appoggio è in ottone, nella stessa finitura prescelta, ed inciso con logo Poltrona Frau.

Versione con piattino porta calice. Il braccio porta piattino è in bronzo in due finiture disponibili ed è fisso. Il piattino è in rovere naturale (26) trattato a cera ed è corredato di un piccolo posacenere in ottone nella stessa finitura ed inciso con logo Poltrona Frau.

Piedi. Faggio tinto noce scuro (05). I piedi anteriori montano ruote in ottone (finitura dorata o canna di fucile).

Finiture ruote e parti metalliche.

- Dorata
- Canna di fucile

Ruote, braccio porta piattino, posacenere e targhetta sono sempre coordinati tra loro nella finitura scelta.

Rivestimento. In Pelle Frau®:

- ColorSphere® (SC)
- Heritage
- Nest
- Soul
- Velvet

Sfoderabilità. Non prevista.

Dettagli estetici. Il disegno dello schienale è ottenuto con una lavorazione manuale capitonné. Una fila di chiodini rivestiti in pelle rifinisce il retro.

The 1919 armchair takes its cue from model 128, which made its debut in Renzo Frau's 1919 catalogue. The 128 reproduced the opulent features of rococo armchairs, with the addition of a special extension to serve as a footrest and a small book stand supported by an arm anchored to the side.

TECHNICAL FEATURES

Supporting structure. Seasoned solid beech wood.

Suspension. Biconical hand-tied steel springs fastened to jute belts.

Padding. Rubberised horsehair padded seat. The backrest and armrests are padded with hand shaped vegetable horsehair. Goose down filled seat cushion.

Versions.

- Without plate
- With ashtray / glass holder (right or left)

Ashtray version. The plate arm swivels and is in bronze in two available finishes. The plate is in wax-treated Canaletto walnut (29) while the ashtray on top is in brass in the same chosen finish and engraved with the Poltrona Frau logo.

Glass holder version. The plate arm is fixed and in bronze in two available finishes. The plate is in wax-treated natural oak (26) enriched with a little brass ashtray in the same finish, engraved with the Poltrona Frau logo.

Feet. Dark walnut stained beech wood (05). Front feet feature brass wheels in a golden or gunmetal grey finish.

Wheels and other metal parts finishing.

- Golden
- Gunmetal grey

Wheels and other metal parts (plate arm, ashtray and back plaque) are always matching, in the chosen finishing.

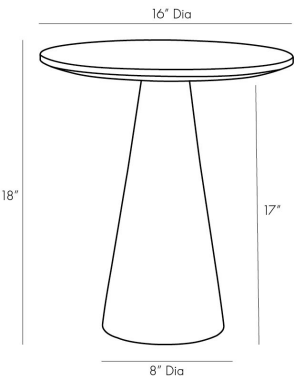
Upholstery. Pelle Frau® leather:

- ColorSphere® (SC)
- Heritage
- Nest
- Soul
- Velvet

Removability. Not possible.

Aesthetic details. The backrest features a handmade capitonné design. The external back of the chair is finished with a row of leather covered tacks.

ICARIUS ACCENT TABLE



4903
H: 18 IN, Dia: 16.00 IN
Jungle
Contract Recommendations: Natural
stone requires periodic sealing

The Icarius establishes an exotic elegance in the space it occupies. Its jungle marble foundation features light to dark green hues that span its surface; each variation of color is matched with a rust-colored veining that delivers a fluidity throughout. Its unrivaled aesthetic makes this an ideal accent for modern settings. Marble may vary.

APPEARANCE

Material	Marble
Finish	Jungle
Finish Will Vary	true
Top Coat/Sealant	true

DIMENSIONS

Foot Print	Dia: 8.00 IN
Clearance	17 IN

SHIPPING

Product Weight	52.9 LBS
Gross Weight 1	66 LBS
Shipping Box 1	H: 25 IN, L: 23.5 IN, W: 19.6 IN

CONTRACT

Contract Suitable	Natural stone requires periodic sealing
-------------------	--



Boulevard Buffet

Item

340132

Dimensions

W: 83.31 in D: 20 in H: 32 in

W: 211.61 cm D: 50.8 cm H: 81.28 cm

Finishes

Wood: Ebonized

Features

- Flat cut walnut veneers in Ebonized finish
- Four doors with beaded face
- Behind end doors is one adjustable/removable shelf
- Behind center doors is one drawer with silverware insert and one hole with grommet in back panel
- Adjustable glides
- Anti-tip kit
- Specifications subject to change without notice

Options

- This item is available only as shown.

bernhardthospitality.com



Elaine Bench

108688

With a curved silhouette that features a rich mix of materials, this spectacular bench is a great addition to any space. Stocked in polo club muslin performance fabric with a walnut veneer frame. Includes removable bravo cognac faux leather straps and completed with an antique brass steel base. Handle With Care: This design has been crafted with faux leather. Faux leather is manufactured to reflect the natural characteristics of leather; as such, colour variations, markings, wrinkles, grooves, and light scratches are appreciated characteristics. No two pieces will be alike. Visit our Product Care page for more information on how to ensure the lasting beauty of this piece.

Dimensions

OVERALL DIMENSIONS:	56.00W x 14.00D x 19.00H in
CARTON WEIGHT:	47.00 lb
NET WEIGHT:	32.00 lb
WEIGHT CAPACITY:	440 lb
MINIMUM ORDER (PCS):	1
PACK:	1pc / 1ctn
CARTON SIZE:	60.00W x 18.00D x 12.00H in

Details & Construction

SKU NO:	108688
SWATCH CODE:	fabric: polo club muslin
SWATCH CODE 2:	faux leather: bravo cognac
MATERIAL:	Fabric / Faux Leather
SHAPE:	Oval
FABRIC CONTENT:	94% Polyester, 6% Nylon
BASE / LEGS:	Steel / Wood
BASE FINISH:	Brown / Antique Brass
RUB COUNT:	100000
FIRE RATED FOAM:	Yes
FIRE RATED COVER:	Yes
CARB COMPLIANT:	Yes
PERFORMANCE FABRIC:	Yes
CONTRACT VIABLE:	Yes
STRUCTURE WARRANTY:	1 year
COVER WARRANTY:	2 year
ASSEMBLY REQUIRED:	No
ADDITIONAL FEATURES:	Walnut Veneer / Removable Faux Leather Straps

SUNPAN



Archivio Renzo Frau

Chester è anche Chester One. 15 centimetri di profondità in più per un maggior comfort di seduta e una nuova idea di eleganza d'uso al passo con i tempi. Ma gli "ingredienti" non ammettono modifiche.

CARATTERISTICHE TECNICHE

Struttura portante. Faggio stagionato.

Molleggio. Molle biconiche in acciaio legate a mano e fissate a cinghie di juta.

Imbottitura. Schienale e braccioli: in crine vegetale modellato a mano. Sedile: in crine gommato. Cuscino seduta: in piuma d'oca e poliuretano espanso.

Piedi.

- Sferici (6 cm):
 - Faggio tinto noce scuro (05)
 - Faggio laccato nero (11)
- Alti (12 cm):
 - Faggio tinto noce scuro (05)
 - Faggio laccato nero (11)
- In legno (13,7 cm) rivestiti in pelle

Rivestimento. In Pelle Frau®:

- ColorSphere® (SC)
- Heritage
- Nest
- Soul
- Velvety

Sfoderabilità. Non prevista.

Dettagli estetici. Una fila di chiodini rivestiti in pelle rifinisce il retro. La lavorazione capitonné del manto, di poltrona, divano e pouf, è eseguita interamente a mano.

Chester is also Chester One. An extra six inches of depth for an even more comfortable seat; and a fresh, practical elegance that keeps this classic model abreast of the times. The "ingredients" dictate that not a single change is to be made.

TECHNICAL FEATURES

Supporting structure. Seasoned beech wood.

Suspension. Biconical hand-tied steel springs fastened to jute belts.

Padding. The backrest and armrests are padded with hand-shaped vegetable horsehair. Rubberised horsehair seat. Polyurethane foam and goose down filled seat cushion.

Feet.

- Spherical (6 cm):
 - Dark walnut stained beech wood (05)
 - Black lacquered beech wood (11)
- High version feet (12 cm):
 - Dark walnut stained beech wood (05)
 - Black lacquered beech wood (11)
- Wooden feet (13,7 cm) upholstered in leather

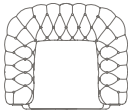
Upholstery. Pelle Frau® leather:

- ColorSphere® (SC)
- Heritage
- Nest
- Soul
- Velvety

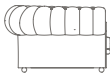
Removability. Not possible.

Aesthetic details. The external back is finished with a row of leather covered tacks. The backrest and armrests of both armchair and sofa, as well as the ottoman, feature a handmade capitonné design.

5107112



67 / 26"
43 / 17"

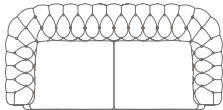


65 / 25"
106 / 41"

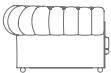


56 / 22"
122 / 48"

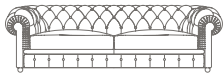
5107312



67 / 26"
43 / 17"

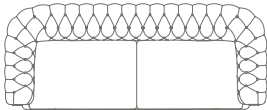


69 / 27"
106 / 41"

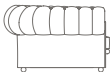


152 / 59"
218 / 85"

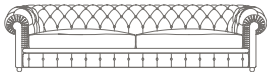
5107411



67 / 26"
43 / 17"



69 / 27"
106 / 41"

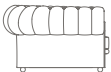


197 / 77"
263 / 103"

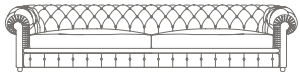
5107551



67 / 26"
43 / 17"




69 / 27"
106 / 41"



227 / 89"
293 / 115"

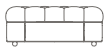
5107512



40 / 15"



98 / 38"



98 / 38"

N.B.: L'altezza è stata rilevata con piedi di 6 cm /
Please note: The height was measured with a 6 cm feet



Il designer giapponese, Kensaku Oshiro, progetta tre pezzi passe-partout, ma dalla forte identità. Il designer attinge a lavorazioni e decori della tradizione Poltrona Frau e li unisce a suggestioni sartoriali provenienti dalla moda. Classiche impunture e morbide pieghe valorizzano l'essenzialità sinuosa del design. Accostamenti materici fra tessuto e pelle danno effetti di grande eleganza.

CARATTERISTICHE TECNICHE

Modelli.

- Pouf 39×39 h46
- Pouf 106×106 h37
- Pouf 45×121 h37
- Pouf 45×121 h37 con contenitore

Struttura. In multistrato di betulla e pino con montanti in massello di faggio e tamponatura in cartone kraft. Nella versione con contenitore i gusci laterali sono realizzati in poliuretano rigido da stampo.

Struttura coperchio (solo per modello con contenitore). In multistrato di betulla.

Imbottitura. I pouf senza contenitore hanno l'imbottitura del sedile in poliuretano espanso e ovatta poliestere. Il modello con contenitore ha l'imbottitura di struttura e coperchio in poliuretano espanso.

Vano contenitore (disponibile solo per la versione 121×45). Rivestito internamente in tessuto tecnico di colore nero. Al vano si accede tramite un delicato scasso praticato sul lato lungo del fianco del contenitore. Dotato di meccanismo di apertura che blocca il coperchio quando aperto e ne ammortizza la chiusura.

Zoccolo. In multistrato di pino con fondo in MDF verniciato nero antigraffio. Un feltrino sagomato viene posto a protezione del pavimento.

Rivestimento. In Pelle Frau® o in tessuto con fascia decorativa sempre in pelle. Quando il rivestimento è in pelle, la fascia decorativa è sempre dello stesso colore del pouf.

- ColorSphere® (SC)
- Heritage
- Nest
- Soul
- Velvety
- Fabric A / ColorSphere® (SC)
- Fabric A / Heritage
- Fabric A / Nest
- Fabric A / Soul
- Fabric A / Velvety
- Fabric B / ColorSphere® (SC)
- Fabric B / Heritage
- Fabric B / Nest
- Fabric B / Soul
- Fabric B / Velvety

The Japanese designer, Kensaku Oshiro, has designed four pieces with great versatility yet with a strong identity. For this collection, the designer has drawn inspiration from traditional Poltrona Frau production processes and decorations, combining them with tailoring ideas from the fashion world. Classic stitching and soft folds enhance the sinuous minimalism of the design. The combination of textiles and leather create an elegant effect.

TECHNICAL FEATURES

Models.

- Ottoman 39×39 h46
- Ottoman 106×106 h37
- Ottoman 45×121 h37
- Ottoman 45×121 h37 with storage unit

Structure. Made of birch plywood, solid beech wood uprights and kraft cardboard infill panels. In the version with storage space the side panels are made out of moulded rigid polyurethane.

Lid (only for the ottoman with storage). Made of birch plywood.

Padding. The seats of the stools without storage space are padded with polyurethane foam and polyester wadding. The padding of the storage space model lid and structure is in polyurethane foam.

Storage unit. (available only for the 121×45 version). Internally upholstered in a technical black fabric. The storage lid is provided with a slight recess along the longer side of the storage unit which acts as a handle. The opening mechanism is equipped with a lid locking system when opened and a soft closing mechanism.

Base. Made of poplar plywood with a MDF bottom in a scratch-resistant black finish. Protective felt pads.

Upholstery. In Pelle Frau® leather or in fabric with a leather ornamental band. When upholstered in leather, the ottoman and the ornamental band are always in matching colour.

- ColorSphere® (SC)
- Heritage
- Nest
- Soul
- Velvety
- Fabric A / ColorSphere® (SC)
- Fabric A / Heritage
- Fabric A / Nest
- Fabric A / Soul
- Fabric A / Velvety
- Fabric B / ColorSphere® (SC)
- Fabric B / Heritage
- Fabric B / Nest
- Fabric B / Soul
- Fabric B / Velvety

- Fabric C / ColorSphere® (SC)
- Fabric C / Heritage
- Fabric C / Nest
- Fabric C / Soul
- Fabric C / Velvety
- C.O.M. / ColorSphere® (SC)
- C.O.M. / Heritage
- C.O.M. / Nest
- C.O.M. / Soul
- C.O.M. / Velvety

Per verificare i tessuti disponibili si prega di consultare la tabella dedicata "Schema abbinamento prodotti-tessuti".

N.B. Nel caso di rivestimento in velluto non è possibile scegliere il colore della fascia decorativa in quanto abbinata al filetto in pelle tono su tono.

C.O.M. (Fabric/Mt. plain - Fabric/Mt. repeat)

Pouf 39×39 h46: 1.30mt – 1.40mt

Pouf 106×106 h37: 2.80mt – 3.40mt

Pouf 45×121 h37: 2.50mt – 2.80mt

Sfoderabilità. Non prevista.

Fascia decorativa. Una fascia decorativa in Pelle Frau® impreziosisce il rivestimento. Nei pouf 106×106 e 121×45 circonda lo zoccolo mentre nella versione 39×39 assume l'aspetto di una cinta che spezza la continuità del rivestimento. Nella fascia sono inseriti due passanti in pelle con logo Poltrona Frau marchiato a caldo. **Nel caso di rivestimento in velluto non è possibile scegliere il colore della fascia in quanto abbinata al filetto in pelle tono su tono.**

Filetto in pelle o in tessuto. Un filetto perimetrale delimita i bordi dei pouf. Il filetto è in pelle in caso di rivestimento del pouf in pelle o in velluto. Nel caso del velluto il filetto è in pelle abbinata. Nel caso invece di rivestimento del pouf in tessuto il filetto è sempre nello stesso tessuto.

Dettagli estetici.

Lavorazione di piegatura. Nella versione in pelle quattro pieghe partono dal bottone centrale della seduta e caratterizzano il profilo del pouf. Nella versione in tessuto la lavorazione di piegatura è sostituita da una cucitura.

Parti metalliche contenitore. Le parti metalliche del meccanismo di apertura e le cerniere sono realizzate in acciaio e zama nichelati.

- Fabric C / ColorSphere® (SC)
- Fabric C / Heritage
- Fabric C / Nest
- Fabric C / Soul
- Fabric C / Velvety
- C.O.M. / ColorSphere® (SC)
- C.O.M. / Heritage
- C.O.M. / Nest
- C.O.M. / Soul
- C.O.M. / Velvety

To verify the available fabrics please consult the dedicated table "Combination models-fabrics pattern".

N.B. In the case of velvet upholstery it is not possible to choose the colour of the ornamental band as it matches the tone-on-tone leather piping.

C.O.M. (Fabric/Mt. plain - Fabric/Mt. repeat)

Ottoman 39×39 h46: 1.30mt – 1.40mt

Ottoman 106×106 h37: 2.80mt – 3.40mt

Ottoman 45×121 h37: 2.50mt – 2.80mt

Removability. Not possible.

Ornamental band. An ornamental Pelle Frau® leather band enriches the upholstery. In the 106×106 and 121×45 versions the ornamental band surrounds the base while in the 39×39 version it has the look of a belt which interrupts the visual continuity of the upholstery. The band includes two leather loops bearing the Poltrona Frau logo. **In the case of velvet upholstery it is not possible to choose the colour of the band as it matches the tone-on-tone leather piping.**

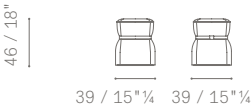
Leather or fabric piping. A piping edge outlines the profile of the ottomans. The piping is in leather when the ottoman upholstery is in leather or velvet. In the case of velvet, the piping is in matching leather. In the case of fabric upholstery the piping is always in same fabric.

Aesthetic details.

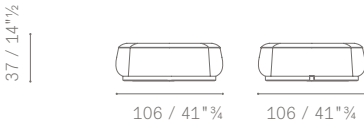
Folding. In the leather version four folds emerge from the central seat button to shape the profile of the ottoman. In the fabric pattern version the folding is replaced by a seam.

Storage space metal parts. The metal parts of the opening mechanism and the hinges are made from nickel-plated steel and zamak.

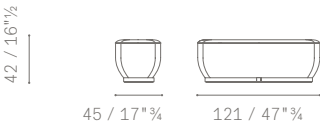

5598510



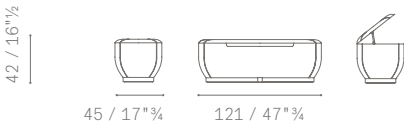

5598512



5598511



5598514





Zelda Coffee Table

107087

Exuding pure opulence, this splendid coffee table is designed to be noticed. Features a white marble top with a steel base in antique brass and black. As marble is a natural material, unique veining, pitting, fissures, micro-cracks and colour variations are all characteristics that add to the uniqueness and beauty of each piece.

Dimensions

OVERALL DIMENSIONS:	43.50D x 15.25H in
GROSS WEIGHT:	297.00 lb
NET WEIGHT:	207.00 lb
MINIMUM ORDER (PCS):	1
PACK:	1pc / 2ctns
CARTON SIZE:	50.00W x 50.00D x 9.00H in
CARTON SIZE 2:	48.00W x 48.00D x 20.00H in
CARTON WEIGHT:	169.00 lb
CARTON WEIGHT2:	128.00 lb

Details & Construction

SKU NO:	107087
MATERIAL:	Marble
SHAPE:	Round
BASE / LEGS:	Iron
BASE FINISH:	Black / Antique Brass
CARB COMPLIANT:	Yes
MATERIAL FINISH:	White
CONTRACT VIABLE:	Yes
STRUCTURE WARRANTY:	1 year
ASSEMBLY REQUIRED:	Yes

SUNPAN

875 Middlefield Road, Toronto Ontario B3J 1P3, Canada
hello@sunpan.com T 416-736-0094

Prices are subject to change without notice.

Generated: January 31, 2024

ASTER —
VINCENT VAN DUYSSEN 2023

1—
2



The Aster coffee table, designed by Vincent Van Duysen, is the ultimate expression of compositional rationality and craftsmanship. A unique object made entirely by hand, a contemporary work of art that combines aesthetics and functionality. Each table has a slightly different connotation, testifying to its handcrafted nature. Its base features a brass casting made with an earth mould that gives it the sophisticated hammered effect. The ring is mounted to the legs by welding. A vibratory finishing technique completes the aesthetics. With the help of stones, the structure is gently smoothed, giving it a wavy effect. The top is made of annealed glass and features a slight ripple in the lower area that adds personality. Again, the manufacturing technique is extremely meticulous: the sheet is placed in a mould with a textured bottom and fused at 180° C, giving the glass its distinct finish. . The Aster coffee table is a piece with a sculptural value, which can be used transversally to collections and spaces.

DATASHEET


REGISTERED
DESIGN
IX.2023

moltenigroup.com

Dimensions in centimeters and inches. The right to discontinue and make changes is reserved. This information is based on the latest product information available at the time of printing.



Sky Interior Studio
Boca Raton
631.835.0898



The Monroe Boutique Hotel
Nashville, Tennessee

FINISHES

STRUCTURE FINISHES

polished brass - patinated black brass

FINISHES TEXTURED GLASS TOP

green - smoked

TECHNICAL INFORMATION

STRUCTURE

Sand-cast brass.

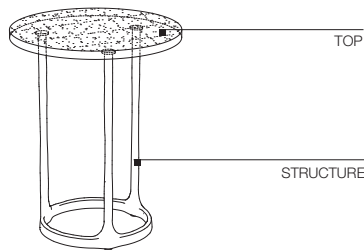
TOP

Back painted textured glass.

Molteni & C

2—

2

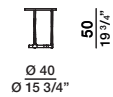


DIMENSIONS

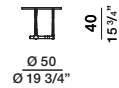
Notes

No reductions of any kind or changes in finish are possible.

small tables



ATV40



ATV50

DATASHEET

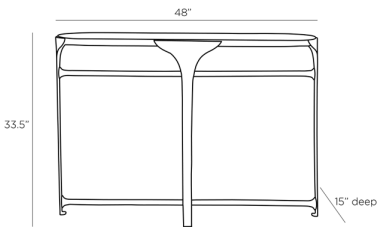
REGISTERED
DESIGN

IX.2023

moltenigroup.com

Dimensions in centimeters and inches. The right to discontinue and make changes is reserved. This information is based on the latest product information available at the time of printing.

JANINE CONSOLE



2116
H: 33.5 IN, W: 48 IN, D: 15 IN
Antique Brass
Contract Recommendations: Natural stone requires periodic sealing

Refined elegance is exhibited in the subtle design details of this minimalist console. Drawing inspiration from the Art Deco period, a slender antique brass iron frame gradually flares upward, showcasing a white marble top that appears to float within the frame. Marble will vary.

APPEARANCE

Material	Iron, Marble
Finish	Antique Brass, White
Finish Will Vary	true
Top Coat/Sealant	true

DIMENSIONS

Foot Print	W: 48 IN, D: 15 IN
Table Top	H: 1.5 IN
Clearance	25.5"
Diagonal Dimension	37" IN

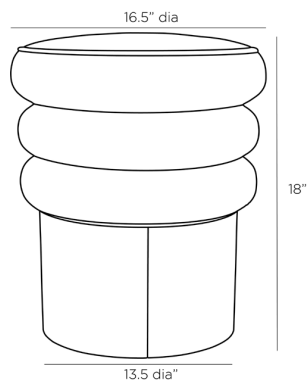
SHIPPING

Shipping Requirements	TruckShip
Product Weight	112 LBS
Gross Weight 1	156.3 LBS
Shipping Box 1	H: 55.12 IN, L: 22.4 IN, W: 45.6 IN

CONTRACT

Contract Suitable	Natural stone requires periodic sealing
-------------------	---

ROLLO OTTOMAN



6265
H: 18 IN, Dia: 16.50 IN
Black
Contract Suitable As Is

With its tufted design, our Rollo is imagined in a clever mix of materials and shapes. The modern ottoman is created in a decadent stack of black leather-wrapped cushions perched atop a channel-tufted, black suede drum base. Finishes will vary.

APPEARANCE

Material	Leather, Suede
Finish	Black
Finish Will Vary	true
Top Coat/Sealant	false
Textile Contract Suitability	High Traffic/Public Spaces

DIMENSIONS

Foot Print	Dia: 13.50 IN
------------	---------------

SHIPPING

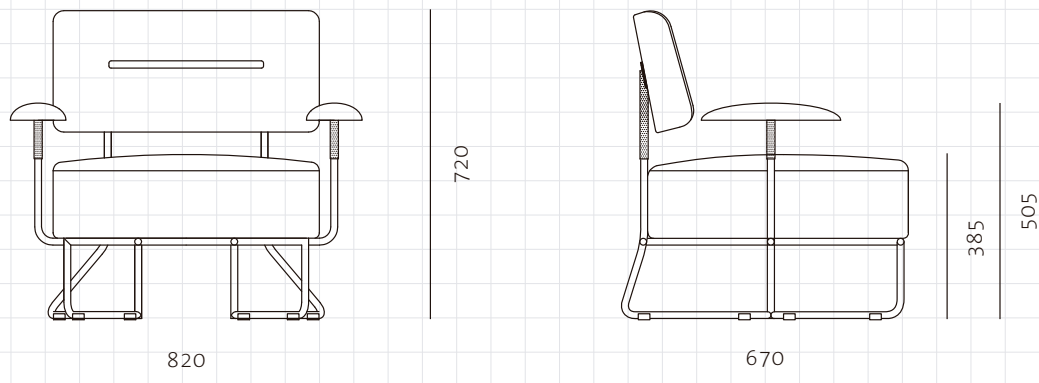
Product Weight	10.5 LBS
Gross Weight 1	22.05 LBS
Shipping Box 1	H: 20 IN, L: 20 IN, W: 22 IN

ADDITIONAL INFO

Fabric Compliancy	NFPA-260, TB117-2013
Fabric Composition	100% Leather
Fabric Rub Count	N/A

CONTRACT

Contract Suitable	true
-------------------	------



CODE DIMENSIONS

QT-S121
W820 x D670 x H720mm
Seating height: 385mm

NET WEIGHT ENVIRONMENT MATERIALS

18.5 kg
Indoor
Stainless steel hairline gold & Steel black powder coat matt, Solid wood armrest, Upholstery
*Please refer to website or contact your local representative for complete material swatches.

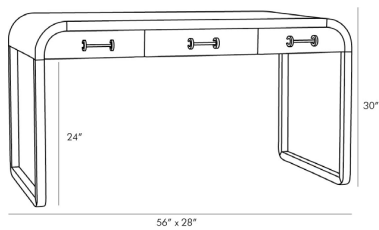
SHIPPING

Package	Assembled		
Package Qty	1 pcs/box		
Packaging	Measurement (mm)	Volume (cbm)	Gross Weight (kg)
FCL	W885 x D735 x H805	0.52	25.01
LCL/AIR	W905 x D755 x H900	0.61	32.95

www.stellarworks.com
info@stellarworks.com

Updated: 2021.06.09

VICTORIA DESK



5371
H: 30 IN, W: 56 IN, D: 28 IN
Black
Contract Suitable As Is

This petite desk exudes a brilliant balance of form and function. The seamless curvature of the solid walnut frame flows fluidly around the desk's top, creating a cohesive and streamlined look. The contrast of the black lacquer and satin walnut hues along with the antique brass hardware draws attention to its slender profile. Features three functional drawers for storage.

APPEARANCE

Material	Brass, Walnut Wood, Wood
Finish	Brushed Brass, Satin Walnut
Top Coat/Sealant	false
Drawer Count	3

DIMENSIONS

Clearance	24
-----------	----

SHIPPING

Shipping Requirements	TruckShip
Product Weight	118 LBS
Gross Weight 1	151.5 LBS
Shipping Box 1	H: 35 IN, L: 59 IN, W: 32 IN

ADDITIONAL INFO

Leg Or Foot Application	Glides
-------------------------	--------

CONTRACT

Contract Suitable	true
-------------------	------



Competente, elegante, senza tempo. Downtown è la poltrona da lavoro dedicata a “decision-makers” esigenti che ricercano comfort e eleganza raffinata.

CARATTERISTICHE TECNICHE

Modelli.

- President
- Executive
- Managerial
- Meeting
- Visitor

Struttura. In poliuretano espanso ottenuto da stampo con inserto metallico.

Imbottitura. Poliuretano espanso a densità differenziata per le zone di maggior comfort e trapunta in ovatta poliestere.

Basamento.

President, Executive, Managerial, Meeting: a cinque razze.

Visitor: a quattro razze con scivoli girevoli in materiale plastico.

Finiture basamento.

- Alluminio lucido
- Alluminio verniciato nero

Appoggi (eccetto modello Visitor).

- Ruote tipo “W” autofrenanti morbide
- Scivoli

Rivestimento. In Pelle Frau® ColorSphere® (SC) anche nella variante con parti microforate:

- ColorSphere® (SC)
- ColorSphere® (SC) / ColorSphere® (SC) microforata (per la superficie interna di seduta, braccioli e schienale)
- Fabric A
- Fabric B
- C.O.M.

Per verificare i tessuti disponibili si prega di consultare la tabella dedicata “Schema abbinamento prodotti-tessuti”

C.O.M. (Fabric/Mt. plain – Fabric/Mt. repeat)

President 3.0mt – 3.3mt
Executive 2.6mt – 2.9mt
Meeting 2.5mt – 2.8mt
Managerial 2.5mt – 2.8mt
Visitor 2.5mt – 2.8mt

Sfoderabilità. Non prevista.

Dettagli estetici. Il rivestimento è arricchito da cuciture tono su tono.

Proficient, elegant, and timeless. Downtown is a desk armchair specially dedicated to demanding decision-makers who seek comfort and refined elegance.

TECHNICAL FEATURES

Items.

- President
- Executive
- Managerial
- Meeting
- Visitor

Structure. Moulded polyurethane foam with a metal insert.

Padding. Differentiated-density polyurethane foam for the greater comfort zone and polyester wadding quilt.

Base.

President, Executive, Managerial, Meeting: 5-spokes base.

Visitor: 4-spokes base with plastic swivel glides.

Base finishes.

- Polished aluminium
- Aluminium in a black finish

Supports (excluding Visitor chair).

- Soft, self-braking “W” type castors
- Glides

Upholstery. In Pelle Frau® ColorSphere® (SC) leather, also in the version with micro-perforated leather:

- ColorSphere® (SC)
- ColorSphere® (SC) / ColorSphere® (SC) micro-perforated (applied to the internal surface of seat, armrests and backrest).
- Fabric A
- Fabric B
- C.O.M.

To verify the available fabrics please consult the dedicated table “Combination models-fabrics pattern”

C.O.M. (Fabric/Mt. plain – Fabric/Mt. repeat)

President 3.0mt – 3.3mt
Executive 2.6mt – 2.9mt
Meeting 2.5mt – 2.8mt
Managerial 2.5mt – 2.8mt
Visitor 2.5mt – 2.8mt

Removability. Not possible.

Aesthetic details. The upholstery is embellished with tone-on-tone stitching.

FUNZIONI

President, Executive, Managerial.

- › Rotazione 360°
- › Regolazione altezza seduta
- › Inclinazione e oscillazione “synchron” dello schienale con possibilità di parzializzazione e regolazione della forza dell’oscillazione. Tale meccanismo permette alla poltrona di seguire con estrema facilità l’andamento del corpo, assecondandone i movimenti e garantendo una serie continua di 5 posizioni che vanno da quella di seduta eretta a quella di una vera e propria chaise-longue. Il meccanismo si attiva facendo pressione con il corpo sullo schienale e tirando, da seduti, la leva di sinistra posta sotto il sedile. Agendo sulla manopola posta al centro, sotto il sedile, si può regolare la forza di oscillazione.

Meeting.

- › Rotazione 360°

Visitor.

- › Rotazione “torna”: permette la rotazione della poltrona su se stessa e il ritorno nella posizione di partenza grazie ad un cuscinetto reggispingita.

Nella stessa collezione.

Downtown Conference

FUNCTIONS

President, Executive, Managerial.

- › 360° rotation
- › Seat height adjustment
- › “Synchron” movement with adjustment of the inclination angle and the oscillation resistance of the backrest. The mechanism allows the armchair to easily accompany the body’s movements guaranteeing a continual series of 5 different positions, from an erect sitting position, gradually transforming it into an actual chaise-longue. To activate the mechanism sit down, pull the lever located under the left-hand side of the seat and press your back against the backrest. To adjust the oscillation resistance use the knob located under the centre of the seat.

Meeting.

- › 360° rotation

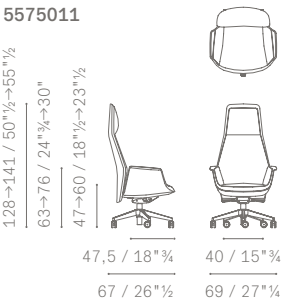
Visitor.

- › “Back to position” rotation: it allows the chair to rotate around its axis and to return to the original position thanks to a thrust-bearing mechanism.

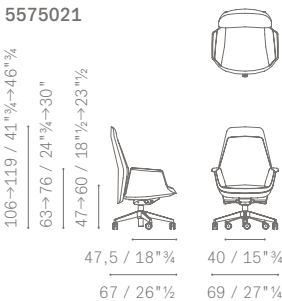
In the same collection.

Downtown Conference

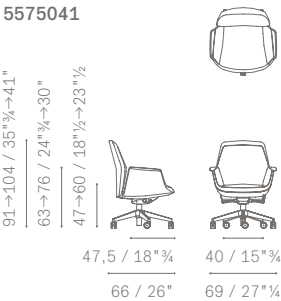
5575011



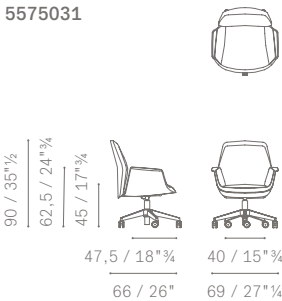
5575021



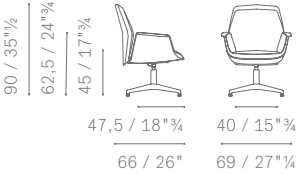
5575041



5575031



5575061





Dalton Sideboard

107056

A distinctly modern sideboard crafted from German oak wood veneer featuring a black finish and unique wood grain. A stunning brushed antique brass steel frame completes the look. Three large cabinets provide ample storage. Suitable for both contract and residential environments.

Dimensions

OVERALL DIMENSIONS:	70.75W x 17.75D x 31.75H in
CARTON WEIGHT:	205.00 lb
NET WEIGHT:	187.00 lb
MINIMUM ORDER (PCS):	1
PACK:	1pc / 1ctn
CARTON SIZE:	75.00W x 36.00D x 22.00H in

Details & Construction

SKU NO:	107056
MATERIAL:	Wood
BASE / LEGS:	Stainless Steel
BASE FINISH:	Antique Brass
CARB COMPLIANT:	Yes
MATERIAL FINISH:	Black
CONTRACT VIABLE:	Yes
STRUCTURE WARRANTY:	1 year
ASSEMBLY REQUIRED:	No
ADDITIONAL FEATURES:	Oak Veneer

SUNPAN

875 Middlefield Road, Toronto Ontario B3J 1P3, Canada
hello@sunpan.com T 416-736-0094

Prices are subject to change without notice.

Generated: February 08, 2024



Competente, elegante, senza tempo. Downtown è la poltrona da lavoro dedicata a "decision-makers" esigenti che ricercano comfort e eleganza raffinata.

CARATTERISTICHE TECNICHE

Modelli.

- President
- Executive
- Managerial
- Meeting
- Visitor

Struttura. In poliuretano espanso ottenuto da stampo con inserto metallico.

Imbottitura. Poliuretano espanso a densità differenziata per le zone di maggior comfort e trapunta in ovatta poliestere.

Basamento.

President, Executive, Managerial, Meeting: a cinque razze.

Visitor: a quattro razze con scivoli girevoli in materiale plastico.

Finiture basamento.

- Alluminio lucido
- Alluminio verniciato nero

Appoggi (eccetto modello Visitor).

- Ruote tipo "W" autofrenanti morbide
- Scivoli

Rivestimento. In Pelle Frau® ColorSphere® (SC) anche nella variante con parti microforate:

- ColorSphere® (SC)
- ColorSphere® (SC) / ColorSphere® (SC) microforata (per la superficie interna di seduta, braccioli e schienale)
- Fabric A
- Fabric B
- C.O.M.

Per verificare i tessuti disponibili si prega di consultare la tabella dedicata "Schema abbinamento prodotti-tessuti"

C.O.M. (Fabric/Mt. plain – Fabric/Mt. repeat)

President 3.0mt – 3.3mt
Executive 2.6mt – 2.9mt
Meeting 2.5mt – 2.8mt
Managerial 2.5mt – 2.8mt
Visitor 2.5mt – 2.8mt

Sfoderabilità. Non prevista.

Dettagli estetici. Il rivestimento è arricchito da cuciture tono su tono.

Proficient, elegant, and timeless. Downtown is a desk armchair specially dedicated to demanding decision-makers who seek comfort and refined elegance.

TECHNICAL FEATURES

Items.

- President
- Executive
- Managerial
- Meeting
- Visitor

Structure. Moulded polyurethane foam with a metal insert.

Padding. Differentiated-density polyurethane foam for the greater comfort zone and polyester wadding quilt.

Base.

President, Executive, Managerial, Meeting: 5-spokes base.

Visitor: 4-spokes base with plastic swivel glides.

Base finishes.

- Polished aluminium
- Aluminium in a black finish

Supports (excluding Visitor chair).

- Soft, self-braking "W" type castors
- Glides

Upholstery. In Pelle Frau® ColorSphere® (SC) leather, also in the version with micro-perforated leather:

- ColorSphere® (SC)
- ColorSphere® (SC) / ColorSphere® (SC) micro-perforated (applied to the internal surface of seat, armrests and backrest).
- Fabric A
- Fabric B
- C.O.M.

To verify the available fabrics please consult the dedicated table "Combination models-fabrics pattern"

C.O.M. (Fabric/Mt. plain – Fabric/Mt. repeat)

President 3.0mt – 3.3mt
Executive 2.6mt – 2.9mt
Meeting 2.5mt – 2.8mt
Managerial 2.5mt – 2.8mt
Visitor 2.5mt – 2.8mt

Removability. Not possible.

Aesthetic details. The upholstery is embellished with tone-on-tone stitching.

FUNZIONI

President, Executive, Managerial.

› Rotazione 360°
› Regolazione altezza seduta
› Inclinazione e oscillazione "sincron" dello schienale con possibilità di parzializzazione e regolazione della forza dell'oscillazione. Tale meccanismo permette alla poltrona di seguire con estrema facilità l'andamento del corpo, assecondandone i movimenti e garantendo una serie continua di 5 posizioni che vanno da quella di seduta eretta a quella di una vera e propria chaise-longue. Il meccanismo si attiva facendo pressione con il corpo sullo schienale e tirando, da seduti, la leva di sinistra posta sotto il sedile. Agendo sulla manopola posta al centro, sotto il sedile, si può regolare la forza di oscillazione.

Meeting.

› Rotazione 360°

Visitor.

› Rotazione "torna": permette la rotazione della poltrona su se stessa e il ritorno nella posizione di partenza grazie ad un cuscinetto reggispingita.

Nella stessa collezione.

Downtown Conference

FUNCTIONS

President, Executive, Managerial.

› 360° rotation
› Seat height adjustment
› "Sincron" movement with adjustment of the inclination angle and the oscillation resistance of the backrest. The mechanism allows the armchair to easily accompany the body's movements guaranteeing a continual series of 5 different positions, from an erect sitting position, gradually transforming it into an actual chaise-longue. To activate the mechanism sit down, pull the lever located under the left-hand side of the seat and press your back against the backrest. To adjust the oscillation resistance use the knob located under the centre of the seat.

Meeting.

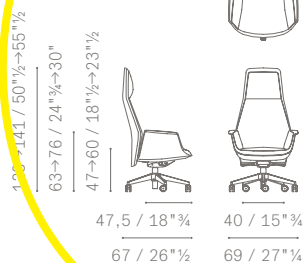
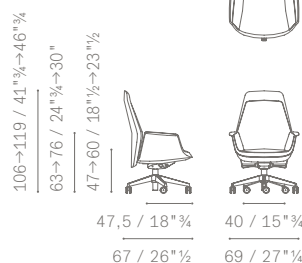
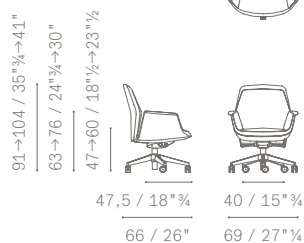
› 360° rotation

Visitor.

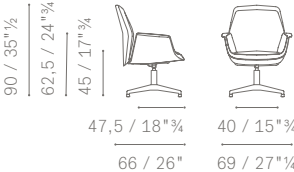
› "Back to position" rotation: it allows the chair to rotate around its axis and to return to the original position thanks to a thrust-bearing mechanism.

In the same collection.

Downtown Conference

5575011**5575021****5575041****5575031**

5575061



Side Tables



VA-100
15 3/4" dia Top
18" High Table

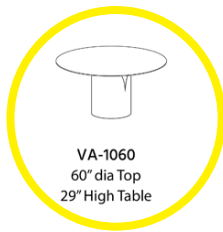


VA-102
15 3/4" dia Top
25" High Table

Round Tables



VA-1054
54" dia Top
29" High Table



VA-1060
60" dia Top
29" High Table

Single Top Tables



VA-4860
60" x 48" Top
29" High Table



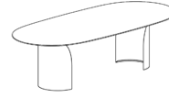
VA-4872
72" x 48" Top
29" High Table



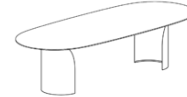
VA-4884
84" x 48" Top
29" High Table



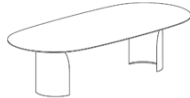
VA-4896
96" x 48" Top
29" High Table



VA-4108
108" x 48" Top
29" High Table

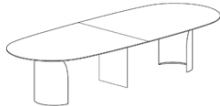


VA-4120
120" x 48" Top
29" High Table

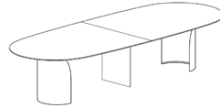


VA-5120
120" x 54" Top
29" High Table

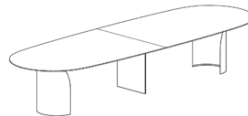
Double Top Tables



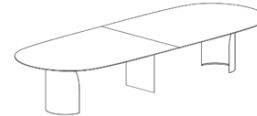
VA-5144
144" x 54" Top
29" High Table



VA-5168
168" x 54" Top
29" High Table



VA-6144
144" x 60" Top
29" High Table

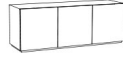


VA-6168
168" x 60" Top
29" High Table

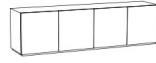
Lowboards



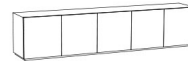
Hue-1039
Hinged Doors
39 ³/₈" wide



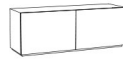
Hue-1059
Hinged Doors
59" wide



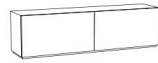
Hue-1079
Hinged Doors
78 ³/₄" wide



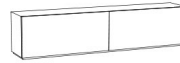
Hue-1098
Hinged Doors
98 ³/₈" wide



Hue-1559
Sliding Doors
59" wide



Hue-1579
Sliding Doors
78 ³/₄" wide

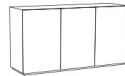


Hue-1594
Sliding Doors
94 ¹/₂" wide

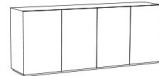
Sideboards



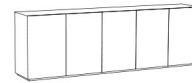
Hue-2039
Hinged Doors
39 ³/₈" wide



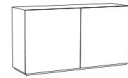
Hue-2059
Hinged Doors
59" wide



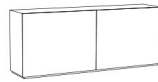
Hue-2079
Hinged Doors
78 ³/₄" wide



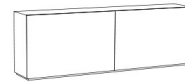
Hue-2098
Hinged Doors
98 ³/₈" wide



Hue-2559
Sliding Doors
59" wide



Hue-2579
Sliding Doors
78 ³/₄" wide

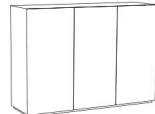


Hue-2594
Sliding Doors
94 ¹/₂" wide

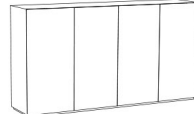
Highboards



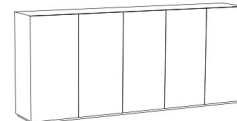
Hue-3039
Hinged Doors
39 ³/₈" wide



Hue-3059
Hinged Doors
59" wide

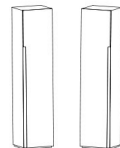


Hue-3079
Hinged Doors
78 ³/₄" wide

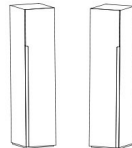


Hue-3098
Hinged Doors
98 ³/₈" wide

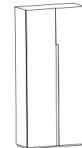
Wardrobes




Hue-4119
Hinged Doors
19 ⁷/₈" w x 17 ³/₄" d




Hue-4219
Hinged Doors
19 ¹/₈" w x 24" d



Hue-5139
Hinged Doors
39 ¹/₈" w x 17 ³/₄" d



Hue-5239
Hinged Doors
39 ¹/₈" w x 24" d



millwork

In the corporate environment, our commercial millwork decorates the reception and lobby. We design and manufacture reception desks, seating, decorative architectural features, from a welcoming and visually captivating environment. We work with architects and interior designers, our goal is to utilize the commercial area, consistency and visual climax. We achieve this with decorative and structural elements that relate to one another, bringing quality wood species and engineered boards to the



Camino Fabric Swivel Chair

Item

N5713S

Dimensions

W: 32 in D: 32 in H: 30.5 in
W: 81.28 cm D: 81.28 cm H: 77.47 cm
SD: 21.5 in SH: 20 in AH: 24 in
SD: 54.61 cm SH: 50.8 cm AH: 60.96 cm
BA: 24 in
BA: 60.96 cm

Pillows

• Throw Pillow 1: KP4D - 16" x 20" Blendown
Knife-edge without welt

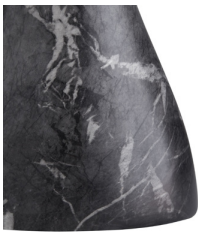
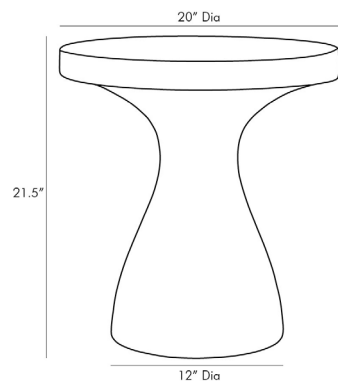
Leathers

Pillow: 1724-100

Options

- This item # is available for special order. The throw pillows are available in other fabrics or COM. , Available without throw pillows. View the , N5713SY
- Available in other fabrics or COM.
- The throw pillows are available in other fabrics or COM.
- Available without throw pillows. View the

SERAFINA END TABLE



5586
H: 21.5 IN, Dia: 20.00 IN
Black
Contract Suitable As Is

Tricky like trompe l'oeil this stunning table has a secret—though it looks to be made completely of stone lift it and you'll discover it's much lighter in weight. Made from lightweight concrete its marble-like façade is made in a process called hydrographics. Since the process is done individually each piece will have a look that varies slightly in veining and color scale.

APPEARANCE

Material	Concrete Composite
Material Type	Hydroprint
Finish	
Finish Will Vary	true
Top Coat/Sealant	false

DIMENSIONS

Foot Print	Dia: 12.00 IN
Clearance	19.5

SHIPPING

Shipping Requirements	TruckShip
Product Weight	56 LBS
Gross Weight 1	62.6 LBS
Shipping Box 1	H: 23.7 IN, L: 23.7 IN, W: 26.4 IN

CONTRACT

Contract Suitable	true
-------------------	------

HAUSSMANN 310. Design: Trix & Robert Haussmann.

Haussmann 310.




The special quality of craftsmanship, upholstery expertise and modernity – that is what Walter Knoll is all about – as is Haussmann 310. The legendary club armchair by Swiss architects and designers Trix and Robert Haussmann is back. Designed in 1962 as part of the Swiss Design Collection, Walter Knoll is reissuing this classic piece of furnishing history. As with all Chesterfield furniture, the characteristic diamond pattern structures back and seat. The modern age is reflected in the delicate legs – a tribute to the Bauhaus movement.

Product description

Modell no.	310
Frame	Wooden construction.
Upholstery	<p>Seat: fixed upholstery, cold cure foam sandwich construction with an outer layer of wadding. With belt suspension.</p> <p>Back: fixed upholstery, cold cure foam with an outer layer of wadding. With belt suspension.</p> <p>Upholstery details: Handquilted in traditional Chesterfield style and finished with deep-set, symmetrically placed leather buttons.</p>
Base	<p>Tubular steel:</p> <ul style="list-style-type: none"> - highly polished - black chrome (for surcharge).
Cover	<p>The armchair is only available in the following leathers and fabrics recommended by Walter Knoll:</p> <p>Leather: Elen, Cashmere, Congress, Select, Torro and Vintage.</p> <p><i>Note: Thick leathers are not suitable for the quilting characteristic of Chesterfield furniture.</i></p> <p>Fabrics: Doux, Harald 2.</p>
Glides	Synthetic glides for stone and carpet floors or felt glides for wooden floors.

Technical drawings and dimensions



All dimensions in cm.

WALTER KNOLL CH-13

HAUSSMANN 310. Design: Trix & Robert Haussmann.

Haussmann 310.

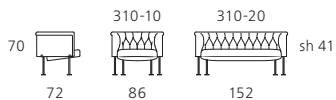


The special quality of craftsmanship, upholstery expertise and modernity – that is what Walter Knoll is all about – as is Haussmann 310. The legendary club armchair by Swiss architects and designers Trix and Robert Haussmann is back. Designed in 1962 as part of the Swiss Design Collection, Walter Knoll is reissuing this classic piece of furnishing history. As with all Chesterfield furniture, the characteristic diamond pattern structures back and seat. The modern age is reflected in the delicate legs – a tribute to the Bauhaus movement.

Product description

Modell no.	310
Frame	Wooden construction.
Upholstery	<p>Seat: fixed upholstery, cold cure foam sandwich construction with an outer layer of wadding. With belt suspension.</p> <p>Back: fixed upholstery, cold cure foam with an outer layer of wadding. With belt suspension.</p> <p>Upholstery details: Handquilted in traditional Chesterfield style and finished with deep-set, symmetrically placed leather buttons.</p>
Base	<p>Tubular steel:</p> <ul style="list-style-type: none">- highly polished- black chrome (for surcharge).
Cover	<p>The armchair is only available in the following leathers and fabrics recommended by Walter Knoll:</p> <p>Leather: Elen, Cashmere, Congress, Select, Torro and Vintage. <i>Note: Thick leathers are not suitable for the quilting characteristic of Chesterfield furniture.</i></p> <p>Fabrics: Doux, Harald 2.</p>
Glides	Synthetic glides for stone and carpet floors or felt glides for wooden floors.


Technical drawings and dimensions



All dimensions in cm.



Sky Interior Studio
Boca Raton
631.835.0898



The Monroe Boutique Hotel
Nashville, Tennessee

CH-13
1 OF 1

PH PHILLY

Features:

- Vertical channel upholstered seat and back
- Smooth outside upholstered back is standard
- Maple veneer wood trim around base
- 9" solid Maple wood tapered legs
- No top caps or end panels
- No sag spring seat
- Available in 48" or 64" standard lengths

Options:

- Smooth upholstered seat
- Wall bench available by Special Quote

Dimensions

48" or 64"W, 26"D (single) or 48"D (double) x 36" or 42"H (single booth), 36" or 42"H. 18"SH, 19"SD





Kata Bistro Table - 32"

109640

Add a touch of opulence to any space with this spectacular bistro table. Features a brushed antique brass frame with mesh patterning on the tabletop. Completed with a grey marble block base. Also available in white marble. Made in India. With refined craftsmanship, this design was brought to life by skilled local artisans. By nature, these materials develop unique imperfections such as fissures, markings and colour variations for a truly one-of-a-kind piece.

Dimensions

OVERALL DIMENSIONS:	32.00D x 30.00H in
GROSS WEIGHT:	124.00 lb
NET WEIGHT:	105.00 lb
MINIMUM ORDER (PCS):	1
PACK:	1pc / 3ctns
CARTON SIZE:	35.00W x 35.00D x 4.00H in
CARTON SIZE 2:	32.00W x 9.00D x 9.00H in
CARTON SIZE 3:	17.00W x 16.00D x 16.00H in
CARTON WEIGHT:	33.00 lb
CARTON WEIGHT2:	19.00 lb
CARTON WEIGHT3:	72.00 lb

Details & Construction

SKU NO:	109640
MATERIAL:	Iron
SHAPE:	Round
BASE / LEGS:	Marble
BASE FINISH:	Grey
SEATING QTY:	2-4
MATERIAL FINISH:	Antique Brass
CONTRACT VIABLE:	Yes
STRUCTURE WARRANTY:	1 year
ASSEMBLY REQUIRED:	Yes
ADDITIONAL FEATURES:	Etched pattern on top / Brass plated

SUNPAN

875 Middlefield Road, Toronto Ontario B3J 1P3, Canada
hello@sunpan.com T 416-736-0094

Prices are subject to change without notice.

Generated: February 07, 2024

Absolu

Francesco Binfaré

S-7

General description:

A distinct sofa. Normal, extraordinary, timeless. Absolutely the best because it is enhanced with what we call movable "smart" cushions, pliable to preference with slight movements to satisfy any possible desire for comfort.

A padded sofa with high style, designed to withstand time and trends.

Seats have different shapes, sizes and depths to satisfy every desire of comfort

A large smart cushion that you can move to any socket of the backrest and armrest.

A cushion that you can raise, lower, tilt separately to the left or right with a light and pleasant movement.

The various elements that can be combined with each other and are also available with different depths, allow to achieve linear, angular or curvy compositions, for every need and use. The version "Absolu Large" has broader dimensions both in width and in depth.

The deeper seat offers the possibility of extreme and casual comfort, both for classic sitting and for a freer use of the couch.

Use:

From the most classic to the most generous sizes, to offer maximum comfort, individually or for many people.

The smart cushion is easy to move, use and shape in different positions.

With a simple movement, you can go from a classic sofa to the position of chaise longue, always obtaining the maximum comfort.

Technical description:

Steel structure.

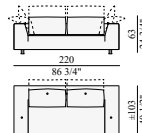
Padding in polyurethane foam, Gellyfoam and synthetic wadding. Cotton and polyester fiber lining.

Printed ABS feet with non-slip ends.

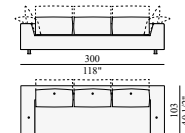
Technically removable cover.



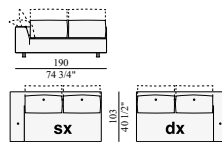
ABS220dv
divano
sofa
canapé
Sofa



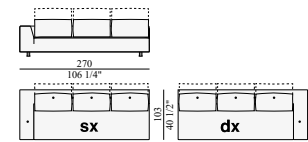
ABS300dv



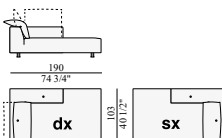
ABS190Tsx
ABS190Tdx



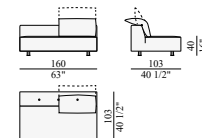
ABS270Tsx
ABS270Tdx



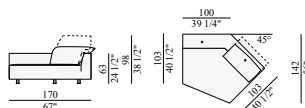
ABS190Psx
ABS190Pdx



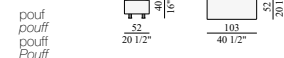
ABS160EC



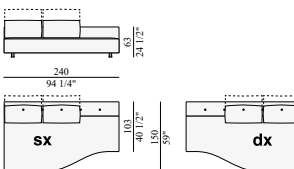
ABSCCV



ABS052PF



ABSPNFsx
ABSPNFdx



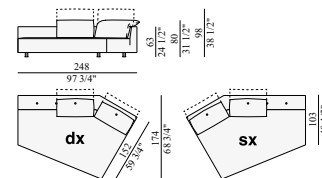
ABS078INT



ABS064CU




ABSPTGsx
ABSPTGdx



edra

SKY
INTERIOR STUDIO

Sky Interior Studio
Boca Raton
631.835.0898



The Monroe Boutique Hotel
Nashville, Tennessee

S-7

1 OF 1

Audo

COPENHAGEN

T-13



PLINTH LOW
Designed by *Norm Architects*


audocph.com

PRODUCT SHEET

[@audocph](https://www.instagram.com/audocph)

SKY
INTERIOR STUDIO

Sky Interior Studio
Boca Raton
631.835.0898



The Monroe Boutique Hotel
Nashville, Tennessee

T-13
1 OF 2

Over centuries, the plinth has been a much mused-over object. With this project Danish studio Norm Architects set out to rethink the uses of the plinth and to reveal the natural beauty of marble. The result is a series of podiums with multiple uses in the home, office or showroom. Plinth is available in six sizes. The low rectangular version is ideal as a monumental coffee table. Profiling the beauty of natural materials and uncompromising craftsmanship, each design is precision assembled to reveal the inherent beauty and uniqueness of the material. Each piece of stone and marble will therefore vary and display differently.



PRODUCT OPTIONS

Marble options



NERO MARQUINA MARBLE



CARRARA MARBLE

CALACATTA VIOLA MARBLE



KUNIS BRECCIA STONE

PRODUCT TYPE
Coffee / Side table

COLLI
1

ENVIRONMENT
Indoor

DIMENSIONS
W: 100 cm / 39,4"
D: 60 cm / 23,6"
H: 27 cm / 10,6"

PRODUCTION PROCESS
2 cm thick marble plates are cut and edges are milled at 45-degree angles before all five plates are glued together in mitre joints. Corners are reinforced by reusing excess marble from the production. The bottom plate is made from plywood, where the adjustable glides are fastened.

Being composed of a natural material, each product is unique and the surface may miance compared to the images.

TECHNICAL SPECIFICATIONS

COLOUR
Nero Marquina marble
Grey Kendzo marble
Carrara marble
Calacatta viola marble
Kunis Breccia stone

MATERIALS
Nero Marquina marble, Kendzo marble, Carrara marble, Calacatta viola marble, Kunis Breccia stone and MDF

WEIGHT
82 kg / 180,8 lb

TEST
N / A

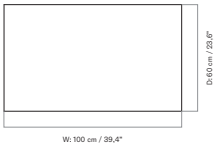
CERTIFICATIONS
TSCA title IV compliant

Declare.

PACKAGING TYPE
Wooden crate

PACKAGING MEASUREMENTS
(H x W x D)
45 cm x 110,5 cm x 70,5 cm /
17,7" x 43,5" x 27,8"

MATERIALS & MAINTENANCE
Please visit audoph.com for materials, care and maintenance instructions.



Audo Copenhagen

west elm



Best Seller Contract Grade

Lenox Bar & Counter Stools

\$399

1 Component

Bar Stool - 30" Height



Bar Stool - 30" Height

Counter Stool - 26" Height

Midnight, Distressed Velvet

Contract Grade

Greenguard

A brushed velvet with notable texture and subtle shine thanks to its chenille yarns. Due to cool undertones, the color may change depending on lighting. GREENGUARD Gold Certified and suitable for high-traffic use (tested up to 50,000 rubs). Machine washable and dry clean safe. 60% virgin polyester, 40% recycled polyester.

Overall: 19.5"w x 18"d x 36"h

Seat depth: 15.7"

Arm height: 32.5"

Weight capacity: 275 lbs.

Seat width: 17.3"

Seat height: 30"

Leg height: 7.75"

Packaged weight: 33 lbs.

3 Leg Style




Blackened Brass

- Upholstered seat and back.
- Steel frame.
- Hand upholstered and hand welded
- Sold individually.
- This contract-grade item is manufactured to meet the demands of commercial use in addition to residential. [See more.](#)

SKY
INTERIOR STUDIO

Sky Interior Studio
Boca Raton
631.835.0898



The Monroe Boutique Hotel
Nashville, Tennessee

CH-14
1 OF 1



M581 UPHOLSTERED BOOTHS & BANQUETTES

Specialty Upholstered Booth

Features:

- Available in Standard Wood Finishes

Options:

- Modifications to Featured Style are Limitless

Novità/News/Neuheit/
Nouveauté 2020

CassinaLAB

Designed by
Mario Bellini, 1976



ITA

Duc è un progetto originale del 1976 fondato sul connubio tra materiali all'avanguardia e la tecnologia strutturale. Nel rispetto del carattere innovativo e sofisticato del disegno originale, Cassina rinnova e attualizza il divano sia nella comodità sia nelle dimensioni della seduta, mantenendone la caratteristica struttura a pannelli assemblati mediante una cerniera lungo la quale si apre tutta l'altezza. Grazie allo studio eseguito da Cassina LAB, una collaborazione tra il Centro di Ricerca e Sviluppo di Cassina e Pol.design del Politecnico di Milano, l'imballatura dei cuscini in poliuretano espanso è rivestita in una fibra riciclata al 100%, ottenuta da PET in gran parte recuperato dagli oceani, garantendo comfort e rispetto dell'ambiente. Questa nuova versione non prevede i cuscini imbottiti laterali, come il modello originale, ma ha la possibilità di aggiungere dei cuscini opzionali per il bracciolo. Disponibile nella versione divano a due o a tre posti, poltrona.

DEU

Duc ist ein Originalprojekt aus dem Jahre 1976, das auf der Kombination aus avantgardistischen Materialien und Strukturtechnologie basiert. Unter Beachtung des innovativen und edlen Charakters des Originalentwurfs erneuert und aktualisiert Cassina das Sofa sowohl was die Bequemlichkeit als auch was die Maße der Sitzfläche anbelangt, behält jedoch die charakteristische Struktur mit Paneelen bei, die durch einen Reißverschluss zusammengehalten werden, der entlang der Seiten auf der gesamten Höhe verläuft. Dank einer Studie von Cassina LAB, einer Zusammenarbeit zwischen dem Cassina Forschungs- und Entwicklungszentrum und Pol.design des Mailänder Polytechnikums, ist die Polsterung der Kissen aus Polyurethanschaum mit einer zu 100% recycelten Faser bezogen. Diese Faser wird aus PET gewonnen, das zum Großteil aus den Ozeanen gefischt wurde, und garantiert Komfort sowie den Schutz der Umwelt. Diese neue Version sieht keine seitlichen gepolsterten Kissen wie das Originalmodell vor, aber es besteht die Möglichkeit, zusätzliche Kissen für die Armlehne hinzuzufügen. Erhältlich in der Version Zweisitzer- bzw. Dreisitzersofa und Sessel.

Divani

Sofas

ENG

Duc is an original project from 1976 founded on the combination of cutting-edge materials and structural technology. While respecting the innovative and sophisticated character of the original design, Cassina renews and updates this sofa, both in terms of comfort and the size of the seat, while maintaining its characteristic panel structure assembled by means of a zip that runs along the sides for its entire height. Thanks to the study carried out by Cassina LAB, a collaboration between the Cassina Research and Development Centre and Pol.design at the Milan Polytechnic, the cushion padding in polyurethane foam is wrapped with a 100% recycled fibre, obtained from PET mainly recovered from the sea, guaranteeing comfort and respect for the environment. This new version does not include side cushions like the original model however it is possible to add optional armrest cushions. Duc-Duc is available in a two or three-seater sofa and armchair.

FRA

Le canapé Duc est un projet original de 1976, fondé sur l'union entre matières d'avant-garde et technologie structurale. Dans le respect du caractère innovant et sophistiqué de design d'origine, Cassina renouvelle et actualise ce canapé, que ce soit dans le confort ou dans les dimensions de l'assise. Sa structure caractéristique à panneaux assemblés par l'intermédiaire d'une fermeture à glissière qui court le long des côtés sur toute la hauteur est maintenue. Grâce à l'étude effectuée par Cassina LAB, une collaboration entre le Centre de recherche et de développement de Cassina et le Pol.design du Politecnico di Milano, le rembourrage des coussins en mousse de polyuréthane est recouvert d'une fibre 100 % recyclée, fabriquée en grande partie en PET récupéré dans les océans. Il garantit le confort et respecte l'environnement. Cette nouvelle version ne prévoit pas de coussins latéraux rembourrés comme le modèle original, mais il est possible d'ajouter en option des coussins pour les accoudoirs. Disponible dans la version canapé à deux ou trois places et fauteuil.

Sofas

Canapés

S-8

Struttura

- Telaio in tubolare d'acciaio dotato di cinghietti/molle elastiche.
- Poliuretano espanso flessibile schiumato a freddo.
- Poliuretano espanso a densità differenziata.
- Imbottitura
- Fibra di PET riciclata al 100%, accoppiata con vellutino.
- Rivestimento
- Vellutino.
- Tessuto.
- Pelle.
- Piedini
- Legno massello nelle finiture indicate a listino.

Structure

- Steel rod frame with belts/elastic springs.
- Flexible cold moulded polyurethane foam.
- Flexible polyurethane foam.
- Upholstery
- 100% recycled PET fiber, with light velvet.
- Cover
- Light velvet.
- Fabric.
- Leather.
- Feet.
- Solid wood in the finishes indicated in the price list.

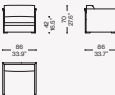
Struktur

- Rahmen aus Stahlrohr mit Gurten/elastischen Federn.
- Kaltgeschäumter, flexibler Polyurethanschaum.
- Polyurethanschaum mit unterschiedlicher Dichte.
- Polsterung
- PET Faser, zu 100% recycelt, mit leichtem Samt kaschiert.
- Bezug
- Leichter Samt.
- Stoff.
- Leder.
- Füßchen
- Massivholz mit den in der Preisliste angegebenen Finishlösungen.

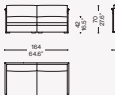
Structure

- Cadre en tubes d'acier avec sangles/ressorts élastiques.
- Mousse de polyuréthane flexible expansé à froid.
- Mousse de polyuréthane à densité différenciée.
- Rembourrage
- Fibre de PET 100 % recyclée associée à un tissu de protection.
- Revêtement
- Tissu de protection.
- Tissu.
- Cuir.
- Pieds
- Bois massif dans les finitions indiquées sur la liste.

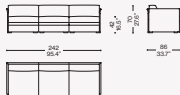
405 11



405 12



405 13



Rivestimento/Upholstery/
Bezug/Revêtement



Origina 13L658



Cassina Sleeping

Duc-Duc



London Side Table

106165

A glamorous end table featuring a stainless steel base with a brushed antique gold finish and a smoked grey glass top. Can be paired with coordinating coffee and console tables.

Dimensions

OVERALL DIMENSIONS:	24.00D x 23.25H in
GROSS WEIGHT:	73.00 lb
NET WEIGHT:	62.00 lb
MINIMUM ORDER (PCS):	1
PACK:	1pc / 2ctns
CARTON SIZE:	26.00W x 26.00D x 2.00H in
CARTON SIZE 2:	25.00W x 17.00D x 17.00H in
CARTON WEIGHT:	33.00 lb
CARTON WEIGHT2:	40.00 lb

Details & Construction

SKU NO:	106165
MATERIAL:	Glass
SHAPE:	Round
BASE / LEGS:	Stainless Steel
BASE FINISH:	Gold
MATERIAL FINISH:	Smoked
DESIGNED BY:	Stacy Tao
CONTRACT VIABLE:	Yes
STRUCTURE WARRANTY:	1 year
ASSEMBLY REQUIRED:	Yes
ADDITIONAL FEATURES:	12mm Smoked Tempered Glass
COUNTRY OF ORIGIN:	China

SUNPAN


875 Middlefield Road, Toronto Ontario B3J 1P3, Canada
hello@sunpan.com T 416-736-0094

Prices are subject to change without notice.

Generated: April 11, 2024



Sky Interior Studio
Boca Raton
631.835.0898



The Monroe Boutique Hotel
Nashville, Tennessee

SENTIENT

DK-4




61" W x 28"D x 51"H

Lobby millwork

Created for the corporate environment, our commercial millwork decorates the reception area with aesthetic savoir-faire. We design and manufacture reception desks, seating, decorative walls, and other architectural features, from a welcoming and visually captivating environment. Working together with architects and interior designers, our goal is to utilize the commercial area, introducing thematic consistency and visual climax. We achieve this with decorative and structural elements that perfectly relate to one another, bringing quality wood species and engineered boards to their finest form.



Sky Interior Studio
Boca Raton
631.835.0898



The Monroe Boutique Hotel
Nashville, Tennessee

DK-4
1 OF 1



Cassina iMaestri Collection

Designed by
Marco Zanuso, 1951

Produced
Cassina, 2015/2017



ITA

Icona del design italiano degli anni '50, la poltrona-divano Lady spicca per la sua straordinaria modernità costruttiva, simbolo di innovazione assoluta sul piano stilistico, materico e tecnologico. Oltre ad essere la prima poltrona rivestita in polietilene espanso e gommapiuma, la sedute introduce un sistema di molleggio con cinghie elastiche rinforzate per un maggior livello di comfort, mentre le gambe sottili in metallo esaltano la leggerezza delle forme. Tutti gli elementi strutturali si integrano nell'insieme costituito dal sedile, dallo schienale e dai braccioli, rendendo il modello un autentico capolavoro del Made in Italy, premiato con la Medaglia d'Oro alla IX Triennale di Milano del 1951. La riedizione Cassina esalta l'estetica di Lady con gusto contemporaneo, rendendola disponibile in una preziosa selezione di tessuti tra cui quelli firmati dallo stilista Raf Simons.

ENG

An icon of 1950s Italian Design, the armchair-sofa Lady stands out for its extraordinarily contemporary construction, a symbol of innovation supreme, in terms of style, materials, and technology. In addition to being the first armchair to incorporate expanded polyurethane and foam rubber, the armchair's seat showcased a new system of springs, using reinforced elastic straps to ensure premier comfort; meanwhile the slender, slim-line metal legs showcase the design's lightness of touch. The structure is contained in the seat, the back, and the arms, the outcome being a veritable masterpiece of Italian furniture design excellence; so much so that Lady was awarded the Gold Medal at the IX Milan Triennale, in 1951. Cassina's new re-edition focuses on the looks of the Lady chair, adding a delightful range of new fabric options, including a number by Belgian designer Raf Simons.

Marco Zanuso



DEU

Der Sessel bzw. das Sofa Lady ist eine Ikone des italienischen Designs der 50er Jahre und besticht durch seine außerordentliche bauliche Aktualität. Sie stehen für absolute Innovation auf stilistischer, materieller und technologischer Ebene. Es handelt sich nicht nur um den ersten Sessel aus Polyurethanschaum und Schaumgummi, mit seiner Sitzfläche führt er auch ein Federsystem mit verstärkten elastischen Gurten für höheren Komfort ein, während die dünnen Metallbeine die Leichtigkeit der Formen betonen. Alle Strukturelemente integrieren sich in das Gesamtbild, das aus Sitzfläche, Rückenlehne und Armlehnen besteht und das Modell zu einem echten Meisterwerk Made in Italy machen. Es wurde bei der 9. Mailänder Triennale im Jahre 1951 mit der Goldmedaille ausgezeichnet. Cassina Neuauflage unterstreicht die Ästhetik von Lady mit zeitgemäßem Geschmack. Das Modell ist nun in einer Auswahl an kostbaren Stoffen erhältlich, darunter einige, die der Feder von Designer Raf Simons entstammen.

FRA

Icone du design italien dans les années 1950, le fauteuil-canapé Lady se distingue par son extraordinaire modernité constructive, symbole d'innovation absolue aux niveaux stylistique, matériel et technologique. En plus d'être le premier fauteuil recouvert de mousse de polyuréthane et de caoutchouc mousse, cette assise présente un système de suspension avec des sangles élastiques renforcées pour plus de confort, tandis que les pieds fins en métal mettent en valeur la légèreté des formes. Tous les éléments structurels sont intégrés dans l'ensemble composé de l'assise, du dossier et des accoudoirs, en faisant de ce modèle un authentique chef-d'œuvre du Made in Italy, récompensé par la Médaille d'Or à la IXe Triennale de Milan en 1951. La réédition de Cassina sublime l'esthétique du fauteuil Lady avec un goût contemporain, en la rendant disponible dans une sélection raffinée de tissus dont ceux signés par le designer Raf Simons.

Maestri

Lady

Basamento

- Telaio in tubolare d'acciaio.
Finitura galvanica o verniciata nei colori indicati a listino.
- Piedini in materiale plastico di colore nero.
Struttura interna
- Sedile/schienale/telaio in tubolare d'acciaio dotato di cinghie elastiche.
- Braccioli multistrato di pino.
Imbottitura
- Poluretano espanso schiumato a freddo.
- Poluretano espanso flessibile.
- Ovatta in fibra di poliestere resinata accoppiata con vellutino.
Rivestimento
- Tessuto o pelle.
Il modello viene proposto anche in edizione iconica con rivestimento quadrato bianco e nero e piedi verniciati basalto opaco.

Base

- Steel rod frame. Finishing galvanic-plated or lacquered (colors as per price list).
- Feet in black plastic material.
Inner structure
- Seat/backrest frame in steel rod with elastic bands.
- Armrests poplar plywood.
Padding
- Cold moulded polyurethane foam.
- Flexible polyurethane foam.
- Polyester padding with resin along with light velvet.
Quilted upholstery
- Quilted fabric or quilted leather.
The model is also available in an iconic edition with checked black and white upholstery and matte basalt base.

Gestell

- Rahmen aus Stahlrohr. Galvanisches Finish oder lackiert in den Farben laut Preisliste.
- Füßchen aus schwarzem Kunststoffmaterial.
Innenstruktur
- Sitzfläche/Rückenlehne Rahmen aus Stahlrohr, mit elastischen Riemen.
- Armlehnen Multischicht-Pappelholz.
Polsterung
- Kalt geschäumter Polyurethanschaum.
- Flexibler Polyurethanschaum.
- Gehäuzte Polyesterfasernähte mit Samtbeschichtung.
Bezug
- Stoff oder Leder.
Das Modell wird auch in der ikonischen Edition mit schwarz-weiß kariertem Bezug und Füßen mit matter, basaltfarbener Lackierung angeboten.

Piètement

- Cadre en acier tubulaire. Finition zigrée ou bien peinte dans les couleurs indiquées dans la liste de prix.
- Embouts en matière plastique noire.
Structure interne
- Assise/Dossier cadre en acier tubulaire doté de sangles élastiques.
- Accoudoirs peuplier multiples.
Rembourrage
- Mousse de polyuréthane faite à froid.
- Mousse de polyuréthane flexible.
- Ouate en fibre de polyester résinée accolée à un velours léger.
Revêtement
- Tissu ou cuir.
Ce modèle est également disponible dans une édition iconique avec une finition à carreaux noirs et blancs et pieds couleur basalte mat.

720 01/02/04/91



720 11/12/13/92



Rivestimento/Upholstery/
Bezug/Revêtement



Origina 13L654



Fortuna 13F741



Edizione iconica/iconic edition/ikonische edition/édition iconique

Identifying marks and production numbers



Cassina




11/12/13/92

Maestri

Lady

SKY

Sky Interior Studio
Boca Raton
631.835.0898



The Monroe Boutique Hotel
Nashville, Tennessee

CH-16
1 OF 1

OTELIA ACCENT TABLE



6918

H: 20.5 IN, Dia: 12.00 IN

Vintage Brass

Contract Recommendations: Adding a lacquer coating provides additional protection

All the handcrafted textures in this exotic accent table make it shine in the spotlight. From meticulously hammered surfaces to etched carvings, the entire piece has been formed and detailed by hand. It's completely smithed from brass and has a worldly vintage finish. Sized perfectly to hold an afternoon cocktail...or two. Also comes in polished nickel (6917).

APPEARANCE

Material	Brass
Material Type	Cast
Top Coat/Sealant	true

DIMENSIONS

Foot Print	W: 8 IN, D: 8 IN
------------	------------------

SHIPPING

Product Weight	12 LBS
Gross Weight 1	22.1 LBS
Shipping Box 1	H: 25 IN, L: 17 IN, W: 16 IN

CONTRACT

Contract Suitable	Adding a lacquer coating provides additional protection
-------------------	---

PH PHILLY**Features:**

- Vertical channel upholstered seat and back
- Smooth outside upholstered back is standard
- Maple veneer wood trim around base
- 9" solid Maple wood tapered legs
- No top caps or end panels
- No sag spring seat
- Available in 48" or 64" standard lengths

Options:

- Smooth upholstered seat
- Wall bench available by Special Quote

Dimensions

48" or 64"W, 26"D (single) or 48"D (double) x 36" or 42"H (single booth), 36" or 42"H. 18"SH, 19"SD



DN DUNHILL

Dining booth features spring seat and upholstered inside back. Multiple heights and inside back treatment available.

Features:

- Spring Seat
- Upholstered Inside Back
- Black Vinyl Base
- Freestanding single booths or wall benches must be anchored to the floor
- Single (DN12-36, DN12-42 & DN12-48) and Deuce Single (DN16-36, DN16-42 & DN16-48) units feature an upholstered outside back standard.

**Options:**

- **Optional Inside Backs:** 10 Vertical Channel 20 Horizontal Channel 02 Headroll Additional Back Treatments available. Call for pricing
- **Optional Lengths:** Standard Deuce Length to 36" - 15% to Deuce Single or Deuce Double Price 37" to Standard Single/Double Length - 10% to Single or Double Price 49" to 60" - 25% to Single or Double Price Single over 60" - Use Wall Bench Price
- Upholstered Wipe-out Channel
- Wood or Laminate Top Caps
- Wood or Laminate End Caps
- Wood or Laminate Island
- Wood or Laminate Base
- **Upholstered Outside Back :** Add AA to Model number .4 yds per ft.

" Single booths are not intended to be modular or used to create a wallbench. If a wallbench is needed please use the wallbench specifications, model number, and pricing per linear foot."

Yardage: 4



Enco Counter Table - Square

109181

An Art Deco inspired round counter table, featuring a solid carrara marble top with an antique gold steel base. Perfect for bars, lounges and restaurants. As marble is a natural material, unique veining, pitting, fissures, micro-cracks and colour variations are all characteristics that add to the uniqueness and beauty of each piece.

Dimensions

OVERALL DIMENSIONS:	32.00W x 32.00D x 37.50H in
GROSS WEIGHT:	169.00 lb
NET WEIGHT:	135.00 lb
MINIMUM ORDER (PCS):	1
PACK:	1pc / 2ctns
CARTON SIZE:	34.00W x 34.00D x 4.00H in
CARTON SIZE 2:	38.00W x 26.00D x 26.00H in
CARTON WEIGHT:	70.00 lb
CARTON WEIGHT2:	99.00 lb

Details & Construction

SKU NO:	109181
MATERIAL:	Marble
SHAPE:	Square
BASE / LEGS:	Stainless Steel
BASE FINISH:	Antique Gold
SEATING QTY:	2-4
MATERIAL FINISH:	White
CONTRACT VIABLE:	Yes
STRUCTURE WARRANTY:	1 year
ASSEMBLY REQUIRED:	Yes
ADDITIONAL FEATURES:	Solid Carrara marble. For characteristics of Marble, please see the 'Customer Service' - 'Product Care' - 'Marble' section of our website
COUNTRY OF ORIGIN:	China

SUNPAN


875 Middlefield Road, Toronto Ontario B3J 1P3, Canada
hello@sunpan.com T 416-736-0094

Prices are subject to change without notice.

Generated: April 11, 2024



Sky Interior Studio
Boca Raton
631.835.0898



The Monroe Boutique Hotel
Nashville, Tennessee

T-17
1 OF 1

Mesa Due — Lella and Massimo Vignelli — 2016/2021

T-18



Poltrona Frau svolge un interessante lavoro filologico attorno al progetto Mesa. Sulla base di alcuni disegni originali firmati da Lella & Massimo Vignelli, vengono realizzate due inedite suggestive versioni del tavolo scultoreo ideato dalla coppia di designer.

CARATTERISTICHE TECNICHE

Modelli.

- tavolo Ø 120 cm
- tavolo Ø 150 cm
- tavolo Ø 180 cm
- tavolo Ø 180 cm con piano girevole Lazy Susan
- tavolo 260×110 cm

Basamento a colonna. Disponibile in:

- pietra Serena di colore grigio (solo per Ø 120 cm e Ø 150 cm)
- cuoio Saddle Extra con cuciture a contrasto
- Pelle Frau® ColorSphere® con cuciture tono su tono

Nel caso di colonna rivestita in cuoio o pelle, la struttura è in acciaio e stabilizzata internamente da un sistema di contrappesi. Alla base della colonna è posto un puntale sagomato in materiale plastico a protezione del pavimento.

Piano Ø 120. Disponibile in:

- frassino tinto wengè (48)
- frassino tinto moka (61)
- rivestito in Pelle Frau® ColorSphere® (SC)

Piano Ø 150. Disponibile in:

- frassino tinto wengè (48)
- frassino tinto moka (61)
- rivestito in Pelle Frau® ColorSphere® (SC)
- Marmo Calacatta lucido
- Marmo Calacatta semi-lucido
- Marmo Arabescato Venato lucido
- Marmo Arabescato Venato semi-lucido
- Marmo Fior di Pesco lucido
- Marmo Fior di Pesco semilucido

Piani Ø 180 e 260×110 cm. Disponibile in:

- Marmo Calacatta lucido
- Marmo Calacatta semi-lucido
- Marmo Arabescato Venato lucido
- Marmo Arabescato Venato semi-lucido
- Marmo Fior di Pesco lucido
- Marmo Fior di Pesco semilucido

Piano in legno. In fibra di legno a media densità impiallacciato in tranciato di frassino.

Piano in pelle. Realizzato con doppia pannellatura in fibra di legno a media densità, a bordo smussato. Il piano inferiore è verniciato nero testurizzato, quello superiore è rivestito in pelle.

Poltrona Frau has been carrying out an interesting philological work around the Mesa project. Based on original designs by Lella & Massimo Vignelli, two new evocative versions of the sculpted table have been developed.

TECHNICAL FEATURES

Models.

- table Ø 120 cm
- table Ø 150 cm
- table Ø 180 cm
- table Ø 180 cm with Lazy Susan
- table 260 × 110 cm

Column base. Available in:

- Grey Pietra Serena stone (only for Ø 120 cm and Ø 150 cm)
- Saddle Extra leather with contrast stitching
- Pelle Frau® ColorSphere® leather with tone-on-tone stitching

The column base upholstered in leather or saddle-leather is made of steel and a series of counterweights ensures stability. A shaped plastic cap is attached to the base of the column to protect the floor.

Top Ø 120. Available in:

- ash in a wenge stain (48)
- ash in a moka stain (61)
- covered in Pelle Frau® ColorSphere® (SC)

Top Ø 150. Available in:

- ash in a wenge stain (48)
- ash in a moka stain (61)
- covered in Pelle Frau® ColorSphere® (SC)
- brilliant Calacatta marble
- semi-brilliant Calacatta marble
- brilliant (veined) Arabescato Venato marble
- semi-brilliant (veined) Arabescato Venato marble
- brilliant Fior di Pesco marble
- semi-brilliant Fior di Pesco marble

Top Ø 180 and 260×110 cm. Available in:

- brilliant Calacatta marble
- semi-brilliant Calacatta marble
- brilliant (veined) Arabescato Venato marble
- semi-brilliant (veined) Arabescato Venato marble
- brilliant Fior di Pesco marble
- semi-brilliant Fior di Pesco marble

Wood top. MDF with cut ash wood veneer.

Leather top. Double MDF panelling with tapered edges. The bottom panel is coated with texturised black paint, the top panel upholstered in leather.

Piano in marmo. La superficie inferiore del piano è rinforzata da una rete tecnica che negarantisce la resistenza a flessione, rottura e urto. Il piano è supportato da un sottopiano in HPL (High Pressure Laminate) di colore bianco quando il piano è in marmo Calacatta o Arabescato venato o di colore nero quando il piano è in marmo Fior di Pesco.

Marmo lucido. Il piano in marmo lucido (Calacatta, Arabescato Venato, Fior di Pesco) è trattato con una vernice poliestere trasparente che gli conferisce maggiore resistenza superficiale e ne previene l'assorbimento dei liquidi.

Marmi Calacatta e Arabescato Venato semilucidi. Il piano in marmo è trattato superficialmente con una soluzione idrorepellente protettiva che gli dona un aspetto più naturale.

Marmo Fior di Pesco semilucido. Il piano in marmo è trattato con una vernice poliestere trasparente che gli dona un effetto semilucido e un aspetto più setoso al tatto. Questo trattamento conferisce al piano maggiore resistenza superficiale e ne previene l'assorbimento dei liquidi.

Raccordo piano – colonna. Tubolare in acciaio verniciato nero su cui poggia una crociera a tre o a cinque braccia rispettivamente in caso di top in legno o marmo, con distanziali e supporti regolabili per il livellamento del piano. Le parti metalliche non a vista sono verniciate di colore nero. N.B.: nel tavolo 260×110 cm le colonne di appoggio sono due e le crociere sono a 3 braccia

Predisposizione (solo per tavoli con colonna in pelle o cuoio). Su richiesta è possibile attrezzare la parte centrale del piano con l'inserimento di una torretta elettrificata a scomparsa, scelta e specificata dal cliente in fase di acquisto. Il dispositivo di elettrificazione deve essere acquistato ed installato dal cliente successivamente alla consegna. Per assicurare una corretta predisposizione in fase produttiva si raccomanda l'invio di un campione.

ACCESSORI

Piano girevole Lazy Susan (solo per modello ø 180). Composto dall'assemblaggio di due piani rotondi di diametro diverso. Il superiore è realizzato in multistrato di Betulla con riporto perimetrale in legno massello. Il piano inferiore, più piccolo, è in fibra di legno a media densità verniciato nero antigraffio e dotato di feltrini di protezione. Tra i due piani è alloggiato un meccanismo in alluminio girevole su sfere d'acciaio. N.B. Il piano è in appoggio e non fissato alla struttura.

Finiture.

- Noce Canaletto (29)
- Frassino tinto wengè (32)
- Frassino tinto moka (61)

Peso totale dei tavoli.

Tavolo Ø120 Base in pietra/Piano in frassino: 140 kg
Tavolo Ø120 Base in acciaio/Piano in frassino: 78 kg
Tavolo Ø150 Base in pietra/Piano in frassino: 154 kg
Tavolo Ø150 Base in acciaio/Piano in frassino: 134 kg
Tavolo Ø150 Base in acciaio/Piano in marmo: 245 kg
Tavolo Ø180 Base in acciaio/Piano in marmo: 300 kg
Piano Lazy Susan: 20 kg
Tavolo 260×110 Basi in acciaio/Piano in marmo: 310 kg

Nella stessa collezione.

Mesa Due Meeting Table (Listino prezzi Ufficio)
Mesa

Marble top. The underside of the top is strengthened with a technical mesh to guarantee its resistance to bending, breakage and impact.

The top is supported by an HPL (High Pressure Laminate) panel coloured white when the table top is in Calacatta or Arabescato Venato marbles and black when the table top is in Fior di Pesco marble.

Brilliant marble. The marble top (Calacatta, Arabescato Venato, Fior di Pesco) is treated with a transparent polyester finish which makes the surface more resistant, preventing it from absorbing liquids.

Semi-brilliant Calacatta and Arabescato Venato marbles. The marble top surface is treated with a protective water-repellent solution which gives it a more natural look.

Semi-brilliant Fior di Pesco. The marble top is treated with a transparent polyester paint that gives it a semi-glossy effect and a silkier feel. This treatment makes the top of the surface more resistant and prevents the absorption of liquids.

Top – column junction. Black painted steel tube which holds a three- or five-bracket joint plate respectively in the case of wood or marble top, with spacers and adjustable supports to keep the surface level. The concealed metal parts are painted black. N.B.: in the 260 × 110 cm table there are two supporting columns and the joint plates have 3 brackets

Arrangement (only for tables with leather/saddle upholstered base). Upon request, it is possible to arrange the central part of the table top with a disappearing electrical outlet, chosen and specified by the customer at the time the order is placed. The electrical device must be purchased and installed by the client following delivery. To ensure proper placement during the production process, customers are strongly encouraged to submit a sample.

ACCESSORIES

Lazy Susan rotating top (only for ø 180 item). Composed of two round surfaces of different diameters. The upper top is made of birch plywood with a trim in solid wood.

The smaller lower top is made of MDF with a non-scratch black varnish and comes with protective felt pads. Between the two surfaces, there is an aluminium swivel mechanism on steel spheres.

Please Note. The swivel surface rests but is not attached to the structure

Finishes.

- Canaletto walnut (29)
- Ash in a wenge stain (32)
- Ash in a moka stain (61)

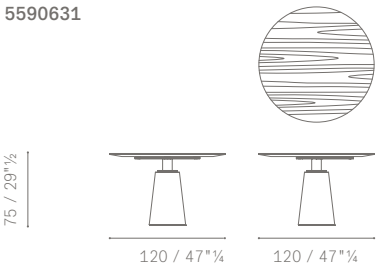
Overall weight of the tables.

Table Ø120 Stone base/Ash top: 140 kg
Table Ø120 Steel base/Ash top: 78 kg
Table Ø150 Stone base/Ash top: 154 kg
Table Ø150 Steel base/Ash top: 134 kg
Table Ø150 Steel base/Marble top: 245 kg
Table Ø180 Steel base/Marble top: 300 kg
Lazy Susan: 20 kg
Table 260 × 110 Steel base/Marble top: 310 kg

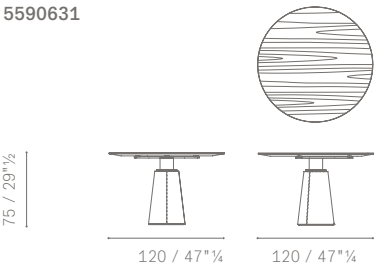
In the same collection.

Mesa Due Meeting Table (Office price list)
Mesa

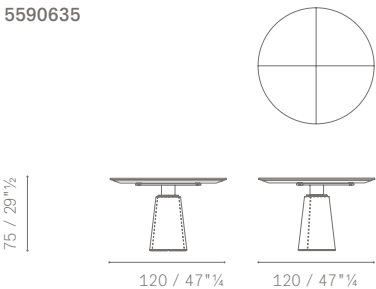
5590631



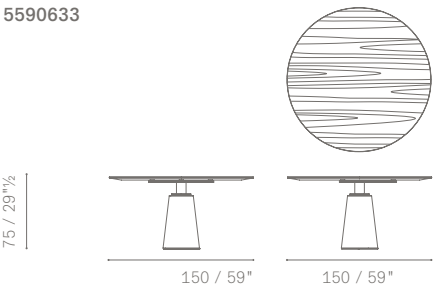
5590631



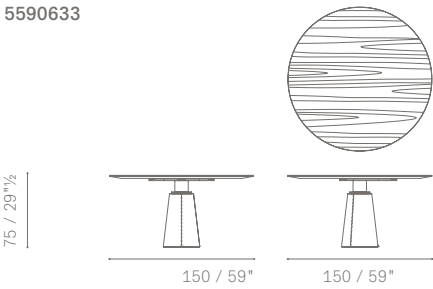
5590635



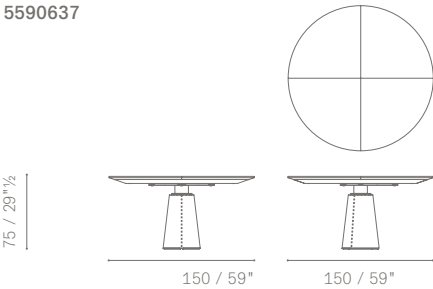
5590633



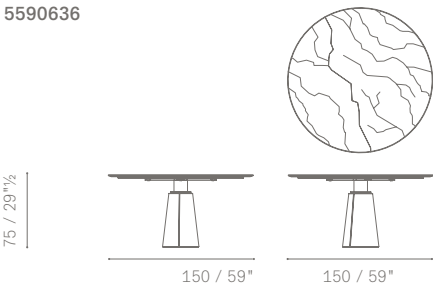
5590633



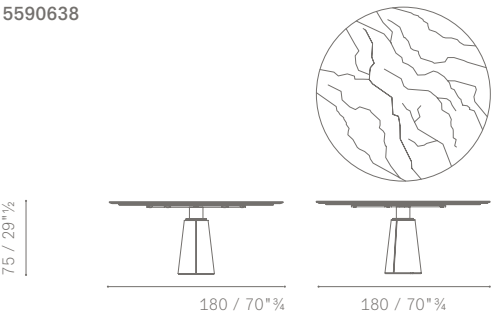
5590637



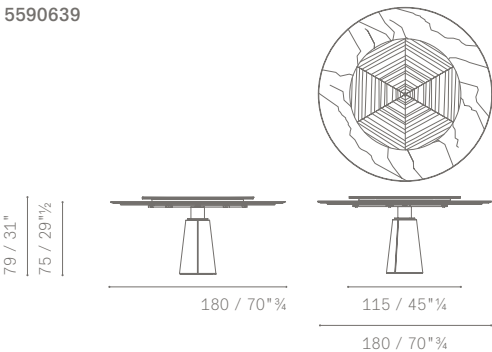
5590636



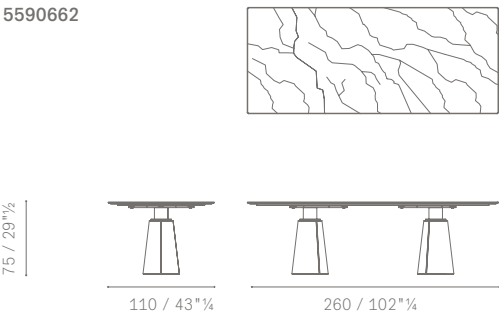
5590638



5590639



5590662



saba™



Ola Chair

Design Team Saba Project (Resp. Nicola Pavan)

Anno di produzione 2020

Production year 2020

[It] — La famiglia Ola si estende alla sala da pranzo: Ola sedia nasce dalla stessa idea di fogli curvi che convergono verso un unico centro.

I fogli diventano 2 per la versione senza braccioli.

La struttura in metallo ha un tratto essenziale e grafico in contrasto con le rotondità della parte imbottita.

Completamente sfoderabile.

Struttura

In legno di betulla multistrato curvato con poliuretano espanso rivestito con fibra poliestere 100 gr/mq.

Piedini

In ferro verniciato o cromato dal diametro 18 mm.

Imbottitura

La seduta è realizzata con poliuretano espanso 50IP e rivestita in fibra di poliestere 100 gr/mq.

Schienale e braccioli sono realizzati con poliuretano espanso 30IM e rivestiti in fibra di poliestere 100 gr/mq.

[En] — The Ola family extends to the dining room: Ola chair originates from the same concept of curved sheets, each converging towards a single center point.

Four sheets become two sheets for the variation without armrests. The metal frame has an essential and graphic silhouette, in contrast with the padded and rounded form.

Fully removable covers.

Structure

In plywood curved birch with polyurethane foam covered with polyester fiber 100 gr/sqm.

Feet

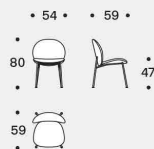
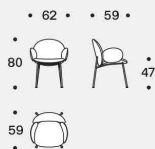
In 18 mm of diameter painted or chromed iron.

Padding

Seating is made in polyurethane foam 50IP and covered with polyester fiber 100 gr/sqm.

Backrest and armrests are made in polyurethane foam 30IM and covered with polyester fiber 100 gr/sqm.

Sedia con e senza braccioli / Chair with and without armrests



Finitura struttura / Frame finish




- 1 Ottone satinato / Satin brass / Laiton satiné / Latón satinado
- 2 Grigio / Grey / Gris / Gris
- 3 Cromo / Chrome / Chrome / Cromo
- 4 Black nichel / Black nickel / Nickel noir / Niquel negro

01 — Ola Chair — design Team Saba Project (Resp. Nicola Pavan)

Saba Italia — 35018 S. Martino di Lupari — Padova / Italy
via dell'Industria, 17 — T +39 049 946 2227 — F +39 049 946 2219
infosaba@sabaitalia.it — www.sabaitalia.it

SKY
INTERIOR STUDIO

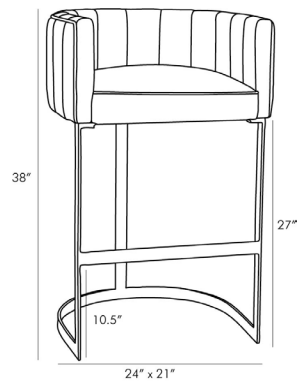
Sky Interior Studio
Boca Raton
631.835.0898



The Monroe Boutique Hotel
Nashville, Tennessee

CH-17
1 OF 1

TATUM BAR STOOL



6883

H: 38 IN, W: 24 IN, D: 21 IN

Morel Leather, Antique Brass

Contract Suitable As Is

Drawing on the modernity of contemporary design, our Tatum Bar Stool showcases a modish yet timeless profile. The top-grain morel leather in combination with an antique brass modernizes the half-circle shape that echoes the design of traditional tub-style chairs. Also available as a counter stool (6884) or chair (6885).

APPEARANCE

Material	Brass, Leather
Finish	Antique Brass
Finish Will Vary	true
Top Coat/Sealant	false
Textile Contract Suitability	High Traffic/Public Spaces

DIMENSIONS

Foot Print	W: 24 IN, D: 21 IN
Seat Back	H: 8 IN
Seat	W: 20 IN, D: 20 IN
Seat Height	30 IN
Seat	W: 20 IN, D: 20 IN
Clearance	10.5

SHIPPING

Shipping Requirements	TruckShip
Product Weight	43 LBS
Gross Weight 1	62 LBS
Shipping Box 1	H: 42 IN, L: 26 IN, W: 25 IN

ADDITIONAL INFO

Fabric Compliancy	NFPA-260, TB117-2013
Fabric Composition	100% Leather
Fabric Rub Count	N/A
Fabric Cleaning Code	Leather Cleaner
Fabric Content	100% Leather
Foam Compliancy	UK Compliant, TB117-2013, NFPA-260
Yardage To Reupholster	2

CONTRACT

Contract Suitable	true
-------------------	------



Poltrona Frau svolge un interessante lavoro filologico attorno al progetto Mesa. Sulla base di alcuni disegni originali firmati da Lella & Massimo Vignelli, vengono realizzate due inedite suggestive versioni del tavolo scultoreo ideato dalla coppia di designer.

CARATTERISTICHE TECNICHE

Modelli.

- tavolo Ø 120 cm
- tavolo Ø 150 cm
- tavolo Ø 180 cm
- tavolo Ø 180 cm con piano girevole Lazy Susan
- tavolo 260×110 cm

Basamento a colonna. Disponibile in:

- pietra Serena di colore grigio (solo per Ø 120 cm e Ø 150 cm)
- cuoio Saddle Extra con cuciture a contrasto
- Pelle Frau® ColorSphere® con cuciture tono su tono

Nel caso di colonna rivestita in cuoio o pelle, la struttura è in acciaio e stabilizzata internamente da un sistema di contrappesi. Alla base della colonna è posto un puntale sagomato in materiale plastico a protezione del pavimento.

Piano Ø 120. Disponibile in:

- frassino tinto wengè (48)
- frassino tinto moka (61)
- rivestito in Pelle Frau® ColorSphere® (SC)

Piano Ø 150. Disponibile in:

- frassino tinto wengè (48)
- frassino tinto moka (61)
- rivestito in Pelle Frau® ColorSphere® (SC)
- Marmo Calacatta lucido
- Marmo Calacatta semi-lucido
- Marmo Arabescato Venato lucido
- Marmo Arabescato Venato semi-lucido
- Marmo Fior di Pesco lucido
- Marmo Fior di Pesco semilucido

Piani Ø 180 e 260×110 cm. Disponibile in:

- Marmo Calacatta lucido
- Marmo Calacatta semi-lucido
- Marmo Arabescato Venato lucido
- Marmo Arabescato Venato semi-lucido
- Marmo Fior di Pesco lucido
- Marmo Fior di Pesco semilucido

Piano in legno. In fibra di legno a media densità impiallacciato in tranciato di frassino.

Piano in pelle. Realizzato con doppia pannellatura in fibra di legno a media densità, a bordo smussato. Il piano inferiore è verniciato nero testurizzato, quello superiore è rivestito in pelle.

Poltrona Frau has been carrying out an interesting philological work around the Mesa project. Based on original designs by Lella & Massimo Vignelli, two new evocative versions of the sculpted table have been developed.

TECHNICAL FEATURES

Models.

- table Ø 120 cm
- table Ø 150 cm
- table Ø 180 cm
- table Ø 180 cm with Lazy Susan
- table 260 × 110 cm

Column base. Available in:

- Grey Pietra Serena stone (only for Ø 120 cm and Ø 150 cm)
- Saddle Extra leather with contrast stitching
- Pelle Frau® ColorSphere® leather with tone-on-tone stitching

The column base upholstered in leather or saddle-leather is made of steel and a series of counterweights ensures stability. A shaped plastic cap is attached to the base of the column to protect the floor.

Top Ø 120. Available in:

- ash in a wenge stain (48)
- ash in a moka stain (61)
- covered in Pelle Frau® ColorSphere® (SC)

Top Ø 150. Available in:

- ash in a wenge stain (48)
- ash in a moka stain (61)
- covered in Pelle Frau® ColorSphere® (SC)
- brilliant Calacatta marble
- semi-brilliant Calacatta marble
- brilliant (veined) Arabescato Venato marble
- semi-brilliant (veined) Arabescato Venato marble
- brilliant Fior di Pesco marble
- semi-brilliant Fior di Pesco marble

Top Ø 180 and 260×110 cm. Available in:

- brilliant Calacatta marble
- semi-brilliant Calacatta marble
- brilliant (veined) Arabescato Venato marble
- semi-brilliant (veined) Arabescato Venato marble
- brilliant Fior di Pesco marble
- semi-brilliant Fior di Pesco marble

Wood top. MDF with cut ash wood veneer.

Leather top. Double MDF panelling with tapered edges. The bottom panel is coated with texturised black paint, the top panel upholstered in leather.

Piano in marmo. La superficie inferiore del piano è rinforzata da una rete tecnica che negarantisce la resistenza a flessione, rottura e urto. Il piano è supportato da un sottopiano in HPL (High Pressure Laminated) di colore bianco quando il piano è in marmo Calacatta o Arabescato venato o di colore nero quando il piano è in marmo Fior di Pesco.

Marmo lucido. Il piano in marmo lucido (Calacatta, Arabescato Venato, Fior di Pesco) è trattato con una vernice poliesteri trasparente che gli conferisce maggiore resistenza superficiale e ne previene l'assorbimento dei liquidi.

Marmi Calacatta e Arabescato Venato semilucidi. Il piano in marmo è trattato superficialmente con una soluzione idrorepellente protettiva che gli dona un aspetto più naturale.

Marmo Fior di Pesco semilucido. Il piano in marmo è trattato con una vernice poliesteri trasparente che gli dona un effetto semilucido e un aspetto più setoso al tatto. Questo trattamento conferisce al piano maggiore resistenza superficiale e ne previene l'assorbimento dei liquidi.

Raccordo piano – colonna. Tubolare in acciaio verniciato nero su cui poggia una crociera a tre o a cinque braccia rispettivamente in caso di top in legno o marmo, con distanziali e supporti regolabili per il livellamento del piano. Le parti metalliche non a vista sono verniciate di colore nero. N.B.: nel tavolo 260×110 cm le colonne di appoggio sono due e le crociere sono a 3 braccia

Predisposizione (solo per tavoli con colonna in pelle o cuoio). Su richiesta è possibile attrezzare la parte centrale del piano con l'inserimento di una torretta elettrificata a scomparsa, scelta e specificata dal cliente in fase di acquisto. Il dispositivo di elettrificazione deve essere acquistato ed installato dal cliente successivamente alla consegna. Per assicurare una corretta predisposizione in fase produttiva si raccomanda l'invio di un campione.

ACCESSORI

Piano girevole Lazy Susan (solo per modello ø 180). Composto dall'assemblaggio di due piani rotondi di diametro diverso. Il superiore è realizzato in multistrato di Betulla con riporto perimetrale in legno massello. Il piano inferiore, più piccolo, è in fibra di legno a media densità verniciato nero antigraffio e dotato di feltrini di protezione. Tra i due piani è alloggiato un meccanismo in alluminio girevole su sfere d'acciaio. N.B. Il piano è in appoggio e non fissato alla struttura.

Finiture.

- Noce Canaletto (29)
- Frassino tinto wengè (32)
- Frassino tinto moka (61)

Peso totale dei tavoli.

Tavolo Ø120 Base in pietra/Piano in frassino: 140 kg
Tavolo Ø120 Base in acciaio/Piano in frassino: 78 kg
Tavolo Ø150 Base in pietra/Piano in frassino: 154 kg
Tavolo Ø150 Base in acciaio/Piano in frassino: 134 kg
Tavolo Ø150 Base in acciaio/Piano in marmo: 245 kg
Tavolo Ø180 Base in acciaio/Piano in marmo: 300 kg
Piano Lazy Susan: 20 kg
Tavolo 260×110 Basi in acciaio/Piano in marmo: 310 kg

Nella stessa collezione.

Mesa Due Meeting Table (Listino prezzi Ufficio)
Mesa

Marble top. The underside of the top is strengthened with a technical mesh to guarantee its resistance to bending, breakage and impact.

The top is supported by an HPL (High Pressure Laminated) panel coloured white when the table top is in Calacatta or Arabescato Venato marbles and black when the table top is in Fior di Pesco marble.

Brilliant marble. The marble top (Calacatta, Arabescato Venato, Fior di Pesco) is treated with a transparent polyester finish which makes the surface more resistant, preventing it from absorbing liquids.

Semi-brilliant Calacatta and Arabescato Venato marbles. The marble top surface is treated with a protective water-repellent solution which gives it a more natural look.

Semi-brilliant Fior di Pesco. The marble top is treated with a transparent polyester paint that gives it a semi-glossy effect and a silkier feel. This treatment makes the top of the surface more resistant and prevents the absorption of liquids.

Top – column junction. Black painted steel tube which holds a three- or five-bracket joint plate respectively in the case of wood or marble top, with spacers and adjustable supports to keep the surface level. The concealed metal parts are painted black. N.B.: in the 260 × 110 cm table there are two supporting columns and the joint plates have 3 brackets

Arrangement (only for tables with leather/saddle upholstered base). Upon request, it is possible to arrange the central part of the table top with a disappearing electrical outlet, chosen and specified by the customer at the time the order is placed. The electrical device must be purchased and installed by the client following delivery. To ensure proper placement during the production process, customers are strongly encouraged to submit a sample.

ACCESSORIES

Lazy Susan rotating top (only for ø 180 item). Composed of two round surfaces of different diameters. The upper top is made of birch plywood with a trim in solid wood.

The smaller lower top is made of MDF with a non-scratch black varnish and comes with protective felt pads. Between the two surfaces, there is an aluminium swivel mechanism on steel spheres.

Please Note. The swivel surface rests but is not attached to the structure

Finishes.

- Canaletto walnut (29)
- Ash in a wenge stain (32)
- Ash in a moka stain (61)

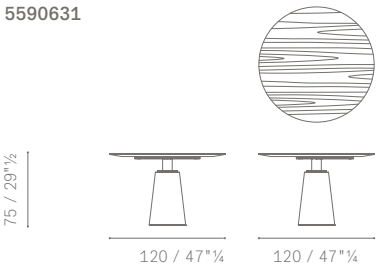
Overall weight of the tables.

Table Ø120 Stone base/Ash top: 140 kg
Table Ø120 Steel base/Ash top: 78 kg
Table Ø150 Stone base/Ash top: 154 kg
Table Ø150 Steel base/Ash top: 134 kg
Table Ø150 Steel base/Marble top: 245 kg
Table Ø180 Steel base/Marble top: 300 kg
Lazy Susan: 20 kg
Table 260 × 110 Steel base/Marble top: 310 kg

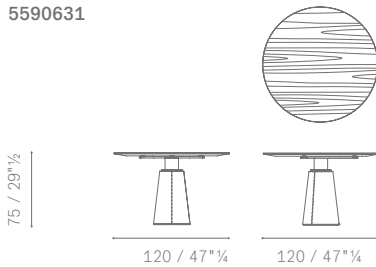
In the same collection.

Mesa Due Meeting Table (Office price list)
Mesa

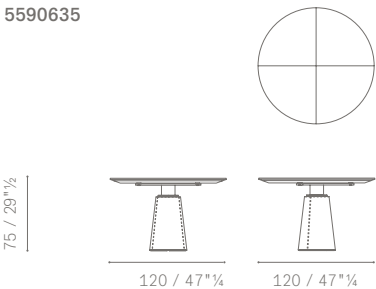
5590631



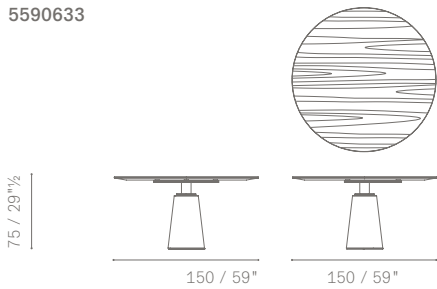
5590631



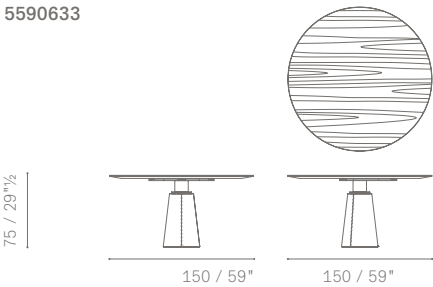
5590635



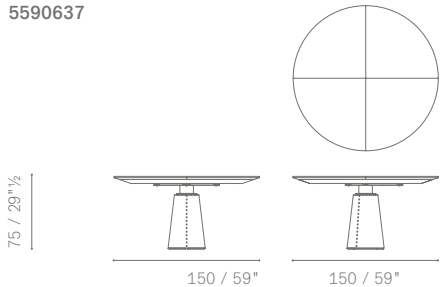
5590633



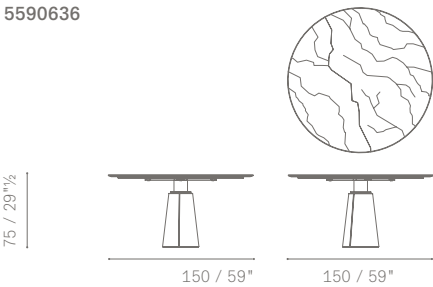
5590633




5590637



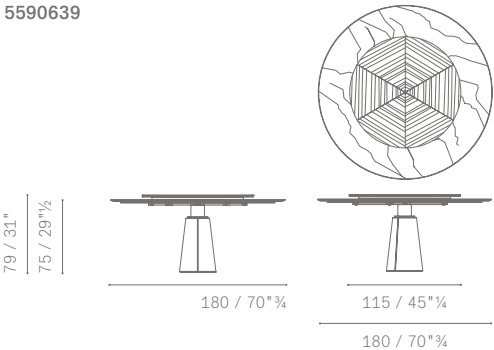
5590636



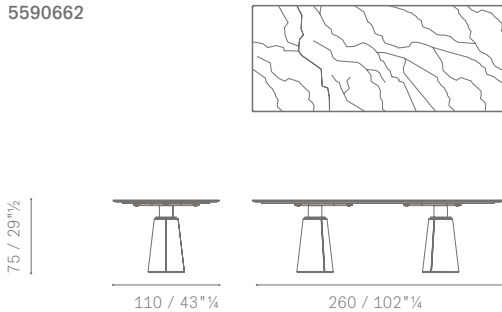
5590638



5590639



5590662



saba™



Petite Fleur

Design Sergio Bicego

Anno di produzione 2022

Production year 2022

[it] — La sedia Petite Fleur e la poltrona Fleure, la si ispirano alla grazia di un fiore per ridisegnare la storica cantilever e ingentilirne la struttura in acciaio.

Pur rispettando la funzionalità della classica cantilever, garantendo il molleggio e la flessibilità, si distinguono dalla produzione attuale per la loro allure romantica e cocoon. Petite Fleur è la nuova proposta di sediadapranzo dove la tecnica di progetto incontra l'emozione del segno gentile dello schienale trapuntato a fasce orizzontali.

La poltrona Fleur si rende inconfondibile per la sua forma e finitura, versatile e adatta in ogni ambiente dove si cerchi un vero relax. Completamente sfoderabile.

Struttura

In trafilato dal diametro di 11 mm. Il piano di seduta è in lamiera. Basamento in trafilato dal diametro 22 mm con finitura cromata o verniciata.

Imbottitura

In resinato 280gr/mq accoppiato al tessuto di rivestimento. Il cuscino seduta è in poliuretano espanso 40IM rivestito con cotone accoppiato a fibra di poliestere 380gr/mq.

[En] — The Petite Fleur chair and the Fleur armchair, are inspired by the grace of a flower, redesigning the iconic cantilever and softening the steel structure.

While respecting the functionality of the classic cantilever, ensuring the suspension and flexibility, they stand out from current designs for their romantic allure and cocooning effect. Petite Fleur is a new dining chair proposal where design meets the emotion of the gentle form of the quilted backrest with horizontal bands.

The Fleur armchair is unmistakable for its shape and finish, versatile and suitable in any fully relaxing environment. Fully removable covers.

Structure

In 11 mm wire drawn.

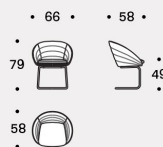
The seat is in sheet metal. Base in 22 mm wire drawn with a chromed or painted finish

Padding

In 280gr/sqm resin coupled to the upholstery fabric.

Seat cushion is in 40IM polyurethane foam clothed with cotton coupled with polyester fiber 380gr/sqm.

Sedia / Chair



Finitura struttura / Frame finish




- 1 Nero / Black / Noir / Negro
- 2 Cromo / Chrome / Chrome / Cromo
- 3 Black nickel / Black nickel / Nickel noir / Niquel negro

01 — Petite Fleur — design Sergio Bicego

Saba Italia — 35018 S. Martino di Lupari — Padova / Italy
via dell'Industria, 17 — T +39 049 946 2227 — F +39 049 946 2219
infosaba@sabaitalia.com — www.sabaitalia.com

SKY
INTERIOR STUDIO

Sky Interior Studio
Boca Raton
631.835.0898



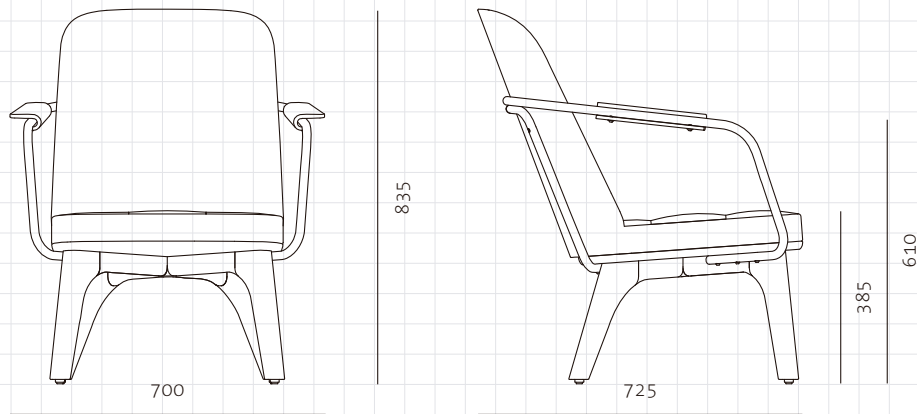
The Monroe Boutique Hotel
Nashville, Tennessee

CH-20

UTILITY COLLECTION
BY NERI&HU

 STELLAR WORKS

Utility Lounge Chair



CODE
DIMENSIONS

UT-S111
W700 x D725 x H835mm
Seating height: 385mm

NET WEIGHT
ENVIRONMENT
MATERIALS

16.0 kg
Indoor
Solid wood legs, plywood panels, steel hairline aged gold, upholstery
*Please refer to website or contact your local representative for complete material swatches.

SHIPPING


Package	Assembled		
Package Qty	1 pcs/box		
Packaging	Measurement (mm)	Volume (cbm)	Gross Weight (kg)
FCL	W765 x D790 x H920	0.56	23.20
LCL/AIR	W785 x D810 x H1015	0.65	30.59

www.stellarworks.com
info@stellarworks.com

Updated: 2021.02.24

SKY
INTERIOR STUDIO

Sky Interior Studio
Boca Raton
631.835.0898



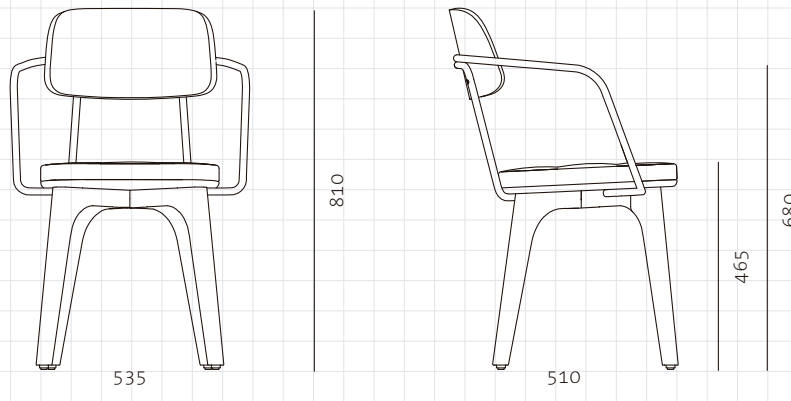
The Monroe Boutique Hotel
Nashville, Tennessee

CH-20
1 OF 1

UTILITY COLLECTION
BY NERI&HU



Utility Armchair V



CODE
DIMENSIONS

UT-S211-WD
W535 x D510 x H810mm
Seating height: 465mm

NET WEIGHT
ENVIRONMENT
MATERIALS

7.5 kg
Indoor
Solid wood legs, Plywood panel, Steel hairline aged gold, Upholstery
*Please refer to website or contact your local representative for complete material swatches.

SHIPPING

Package	Assembled		
Package Qty	1 pcs/box		
Packaging	Measurement (mm)	Volume (cbm)	Gross Weight (kg)
FCL	W600 x D600 x H830	0.30	12.61
LCL/AIR	W620 x D620 x H925	0.36	17.08

www.stellarworks.com
info@stellarworks.com

Updated: 2021.06.09

DN DUNHILL

Dining booth features spring seat and upholstered inside back. Multiple heights and inside back treatment available.

Features:

- Spring Seat
- Upholstered Inside Back
- Black Vinyl Base
- Freestanding single booths or wall benches must be anchored to the floor
- Single (DN12-36, DN12-42 & DN12-48) and Deuce Single (DN16-36, DN16-42 & DN16-48) units feature an upholstered outside back standard.

**Options:**

- **Optional Inside Backs:** 10 Vertical Channel 20 Horizontal Channel 02 Headroll Additional Back Treatments available. Call for pricing
- **Optional Lengths:** Standard Deuce Length to 36" - 15% to Deuce Single or Deuce Double Price 37" to Standard Single/Double Length - 10% to Single or Double Price 49" to 60" - 25% to Single or Double Price Single over 60" - Use Wall Bench Price
- Upholstered Wipe-out Channel
- Wood or Laminate Top Caps
- Wood or Laminate End Caps
- Wood or Laminate Island
- Wood or Laminate Base
- **Upholstered Outside Back :** Add AA to Model number .4 yds per ft.

" Single booths are not intended to be modular or used to create a wallbench. If a wallbench is needed please use the wallbench specifications, model number, and pricing per linear foot."

Yardage: 4

Enco Bistro Table - 35" - Round

102914

An Art Deco inspired round bistro table, featuring a solid carrara marble top with an antique gold steel base. Perfect for restaurants and smaller kitchen and dining spaces. As marble is a natural material, unique veining, pitting, fissures, micro-cracks and colour variations are all characteristics that add to the uniqueness and beauty of each piece.



Dimensions

OVERALL DIMENSIONS: 0.00W x 35.00D x 30.00H in

GROSS WEIGHT: 190.00 lb

NET WEIGHT: 169.00 lb

MINIMUM ORDER (PCS): 1

PACK: 1pc / 2ctns

CARTON SIZE: 37.00W x 37.00D x 4.00H in

CARTON SIZE 2: 31.00W x 26.00D x 26.00H in

CARTON WEIGHT: 84.00 lb

CARTON WEIGHT2: 106.00 lb

Details & Construction

SKU NO: 102914

MATERIAL: Marble

SHAPE: Round

BASE / LEGS: Stainless Steel

BASE FINISH: Antique Gold

SEATING QTY: 2-4

MATERIAL FINISH: White

DESIGNED BY: Morten Georgsen

CONTRACT VIABLE: Yes

STRUCTURE WARRANTY: 1 year

ASSEMBLY REQUIRED: Yes

ADDITIONAL FEATURES: Matte Carrara Marble. For characteristics of marble, please see Product Care.

SUNPAN

875 Middlefield Road, Toronto Ontario B3J 1P3, Canada

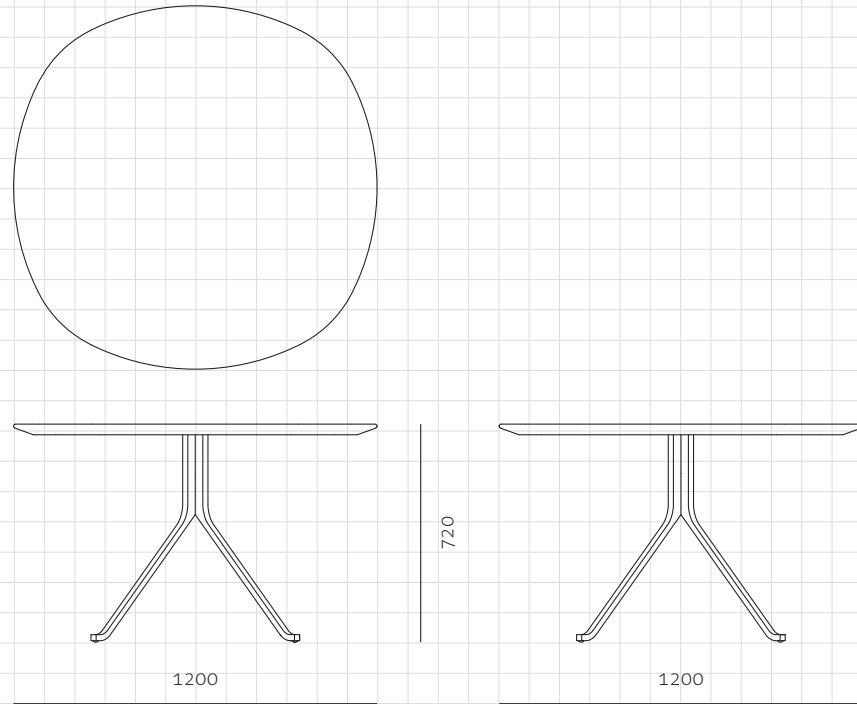
hello@sunpan.com T 416-736-0094

Prices are subject to change without notice.

Generated: January 31, 2024

BLINK COLLECTION
BY YABU PUSHELBERG

Blink Dining Table - Stone Top



CODE
DIMENSIONS

BL-T410-1200-ST
C1200 x H720mm

NET WEIGHT
ENVIRONMENT
MATERIALS

71.0 kg
Indoor
Stone top, Steel black powder coat sand burst
*Please refer to website or contact your local representative for complete material swatches.

SHIPPING

Package	Knock Down		
Package Qty	2 boxes		
Packaging	Measurement (mm)	Volume (cbm)	Gross Weight (kg)
FCL	W1305 x D1305 x H220	0.37	85.68
	W765 x D765 x H760	0.44	16.81
LCL/AIR	W1305 x D1305 x H220	0.37	85.68
	W785 x D785 x H855	0.53	23.97

www.stellarworks.com
info@stellarworks.com

Updated: 2022.08.23



Beaumont Barstool - Antique Brass

103777

This ultra contemporary stool features a T-shaped back, tapered arms and an antique brass crown base. Stocked in black bonded leather. Perfectly suited for commercial and residential settings. Suitable for various dining, kitchen and bar spaces of all sizes. Handle with Care: This design has been crafted with bonded leather. Bonded leather is a blend of reconstituted leather and synthetic materials crafted to reflect the natural characteristics of leather; as such, colour variations, markings, wrinkles, grooves and light scratches are acceptable and appreciated characteristics. No two pieces are alike. Visit our Product Care page for more information on how to ensure the lasting beauty of this piece.

Dimensions

OVERALL DIMENSIONS:	21.00W x 20.50D x 39.25H in
ARM HEIGHT:	36.5 in
SEAT HEIGHT:	31.25 in
SEAT WIDTH:	19.75 in
SEAT DEPTH:	17.75 in
CARTON WEIGHT:	38.00 lb
NET WEIGHT:	29.00 lb
WEIGHT CAPACITY:	280 lb
MINIMUM ORDER (PCS):	1
PACK:	1pc / 1ctn
CARTON SIZE:	42.00W x 23.00D x 22.00H in

Details & Construction

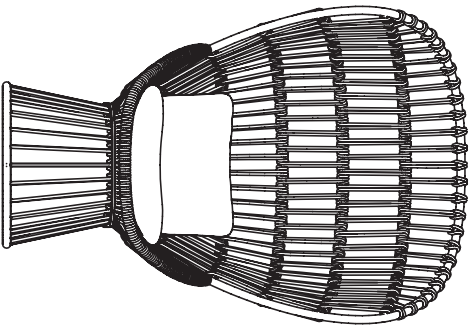
SKU NO:	103777
SWATCH CODE:	bonded leather: cantina black
MATERIAL:	Bonded Leather
BASE / LEGS:	Stainless Steel
BASE FINISH:	Antique Brass
RUB COUNT:	100000
FIRE RATED FOAM:	Yes
FIRE RATED COVER:	Yes
CARB COMPLIANT:	Yes
CONTRACT VIABLE:	Yes
STRUCTURE WARRANTY:	1 year
COVER WARRANTY:	2 year
ASSEMBLY REQUIRED:	No

SUNPAN

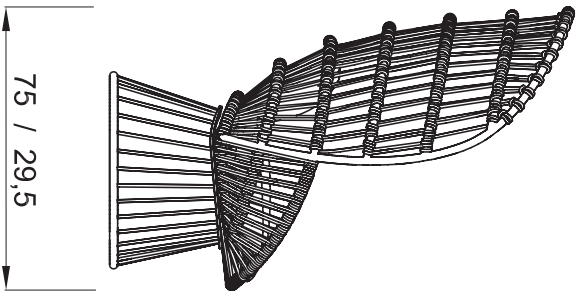
875 Middlefield Road, Toronto Ontario B3J 1P3, Canada
hello@sunpan.com T 416-736-0094

Prices are subject to change without notice.

Generated: February 04, 2024

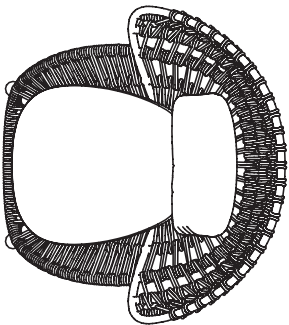


152,3 / 59,9



75 / 29,5

39,3 / 15,4



105,2 / 41,4

PRODUCT CODE:

27200000

COLLECTION:

KETTAL CALA

PRODUCT:

Club Cala - Rope, Aluminium

SCALE:

1:20

UNIT:

cm/inch

FORMAT:

Din A4

DATE:

2016/11/28

KETTAL

The KETTAL® Collections have been exclusively designed by our company or have been developed for us by designers. The designs have been registered. KETTAL holds the copyrights for all the products. All products carry the KETTAL® label. Our trademark is protected by law. Infringements against said copyrights or trademark will be prosecuted. We are not liable for variations in dimensions, since variations are possible with handmade furniture.


S-12

Molo
2 Seater sofa XL
by Rodolfo Dordoni

kettal



Sky Interior Studio
Boca Raton
631.835.0898



The Monroe Boutique Hotel
Nashville, Tennessee

S-12
1 OF 4

2 Seater sofa XL

Designer
Rodolfo Dordoni

Collection
Molo

S-12

Reference
GKS422000

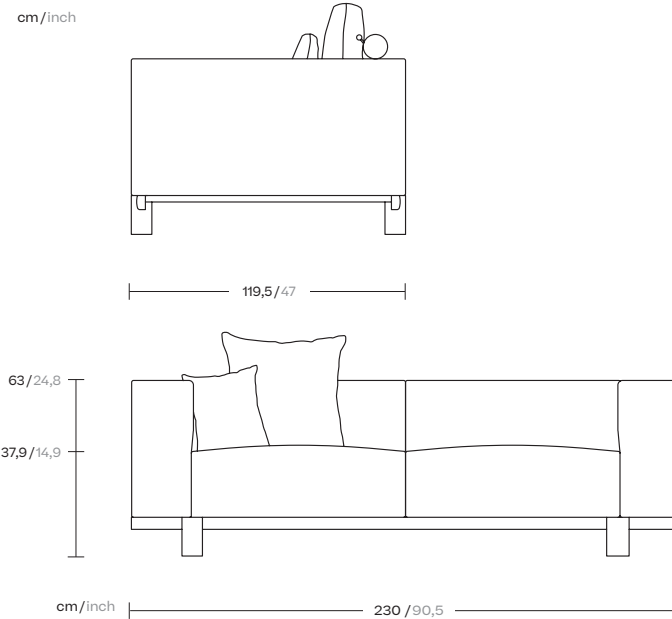
1/3

This is an example of a modular sofa in its purest form. Its orthogonal geometry is based on a rectangular modularity design, which means it can be easily adapted to suit any situation and optimise the space in which it sits.

Each module can be taken apart and re-organised, creating new uses and configurations.

The design is aesthetically minimalistic with intentionally oversized pieces.


On the other hand, the decorative elements have conscientiously not been emphasised in order to give centre stage to the various combinations of fabric, colours and carefully selected details.



kettal

SKY
INTERIOR STUDIO

Sky Interior Studio
Boca Raton
631.835.0898



The Monroe Boutique Hotel
Nashville, Tennessee

S-12
2 OF 4

2 Seater sofa XL

Designer
Rodolfo Dordoni

Collection
Molo

S-12

Reference
GKS422000

2/3

Seat Options

2 Seats / 2 Backs

Legs Options



Teak



Low

Piping Options



No Piping




With Piping

kettal



Sky Interior Studio
Boca Raton
631.835.0898



The Monroe Boutique Hotel
Nashville, Tennessee

S-12
3 OF 4

2 Seater sofa XL

Designer
Rodolfo Dordoni

Collection
Molo

S-12

Reference
GKS422000

3/3

Maintenance

Clean with mild soap using a sponge or cloth. Be gentle during the cleaning process; avoid aggressive scrubbing of the fabric. After cleaning, ensure you remove any excess soap.

For stubborn stains, use diluted household bleach. Act promptly to clean stains; the longer they linger, the more challenging they become to remove.

After cleaning, steam iron the fabric using only steam. Be cautious not to place the iron directly on the fabric, as it may cause damage.

Finishes


[Click here](#) or scan the following QR code.



kettal

SKY
INTERIOR STUDIO

Sky Interior Studio
Boca Raton
631.835.0898



The Monroe Boutique Hotel
Nashville, Tennessee

S-12
4 OF 4

Plumon
Side table Ø46,
by Patricia Urquiola

kettal

Side table

Ø46

Designer
Patricia Urquiola

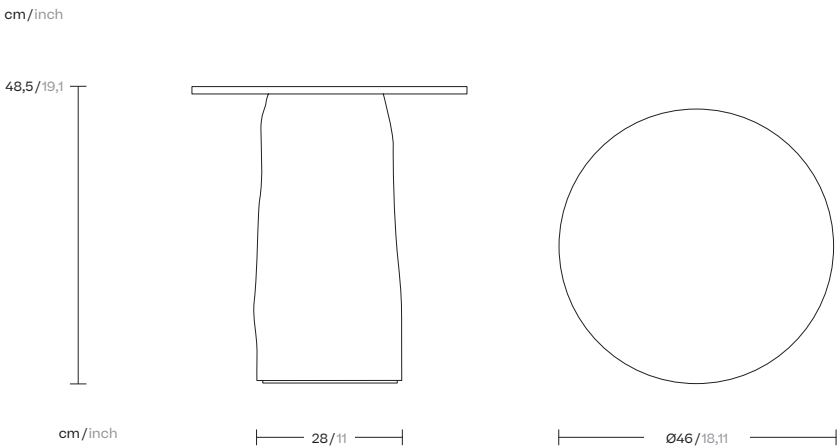
Collection
Plumon

T-22

Reference
KSA800900

1/2


Plumon is based on the concept of clothing, on dressing and undressing furniture. For Plumon, Urquiola designs a light structure, on which a tailored and padded dress is 'moored', wrapped. This ribbed padding, characterized by stitching, as well as being an aesthetic figure, fulfills the comfort of the product. It is the fit that guides the aesthetics. With a few simple gestures, the dress is placed on the rigid teak structure and embraces it. An extreme ease of use that becomes a real plus for an outdoor collection.



kettal



Sky Interior Studio
Boca Raton
631.835.0898



The Monroe Boutique Hotel
Nashville, Tennessee

T-22
2 OF 3

Side table
Ø46

Designer
Patricia Urquiola

Collection
Plumon

T-22

Reference
KSA800900


2/2

Materials

Ceramic

Leg / Top Color Options

Glaze Paints



Dolomite
373



Black Diamond
374




Jasper
375

kettal



Sky Interior Studio
Boca Raton
631.835.0898



The Monroe Boutique Hotel
Nashville, Tennessee

T-22
3 OF 3

Centre table

Designer
Rodolfo Dordoni

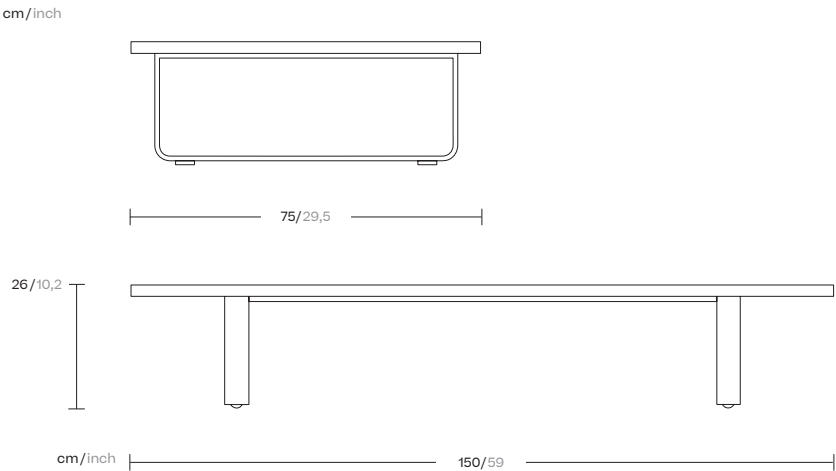
Collection
Bitta Lounge

T-23



Reference
KS7L01100

1/4

The new Bitta Lounge features a gentle, rounded design with sizes and proportions appropriate for small spaces. Thanks to its lightness and design it is ideal for public and residential areas, with seat and backrest cushions for greater ergonomic comfort.



kettal

 <p>Sky Interior Studio Boca Raton 631.835.0898</p>	 <p>The Monroe Boutique Hotel Nashville, Tennessee</p>	<p>T-23 1 OF 1</p>
---	---	------------------------

Roll
Club chair
by Patricia Urquiola

kettal

Club chair

Designer
Patricia Urquiola

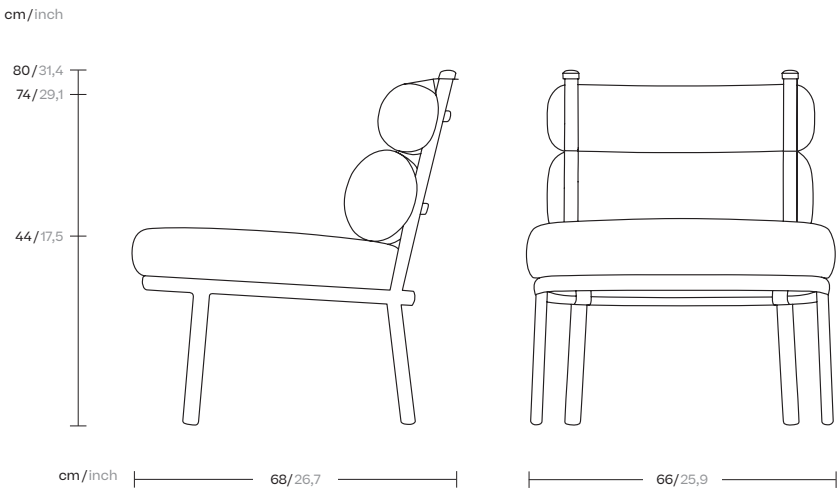
Collection
Roll

CH-24

Reference
KS2300200

1/2

This ironical intervention on the conventional upholstery converts a regular backrest into two independent 'wraps' connected by colorful straps. A graphical aluminum structures frames the protagonist of this chair, the cushions.



kettal

Club chair

Designer
Patricia Urquiola

Collection
Roll

CH-24
Reference
KS2300200

2/2

Maintenance

Clean with mild soap using a sponge or cloth. Be gentle during the cleaning process; avoid aggressive scrubbing of the fabric. After cleaning, ensure you remove any excess soap.

For stubborn stains, use diluted household bleach. Act promptly to clean stains; the longer they linger, the more challenging they become to remove.

After cleaning, steam iron the fabric using only steam. Be cautious not to place the iron directly on the fabric, as it may cause damage.

Finishes


[Click here](#) or scan the following QR code.



kettal



Sky Interior Studio
Boca Raton
631.835.0898



The Monroe Boutique Hotel
Nashville, Tennessee


CH-24
3 OF 3

Cala
Dining armchair
by Doshi Levien

kettal



Sky Interior Studio
Boca Raton
631.835.0898



The Monroe Boutique Hotel
Nashville, Tennessee

CH-25
1 OF 3

Dining armchair

Designer
Doshi Levien


Collection
Cala

CH-25

Reference
KS2700100

1/2


This armchair features a unique and eye-catching design that seamlessly blends organic elements with modern aesthetics. One of the defining features of the Cala Dining Armchair is its intricate rope pattern, which envelops the seat and backrest. This pattern resembles a delicate net, reminiscent of traditional craftsmanship and natural motifs. It adds a touch of sophistication and warmth to any dining space, whether indoors or outdoors.



kettal

SKY
INTERIOR STUDIO

Sky Interior Studio
Boca Raton
631.835.0898



The Monroe Boutique Hotel
Nashville, Tennessee

CH-25
2 OF 3

Dining armchair

Designer
Doshi Levien

Collection
Cala

CH-25

Reference
KS2700100

2/2

Maintenance

Clean with mild soap using a sponge or cloth. Be gentle during the cleaning process; avoid aggressive scrubbing of the fabric. After cleaning, ensure you remove any excess soap.

For stubborn stains, use diluted household bleach. Act promptly to clean stains; the longer they linger, the more challenging they become to remove.

After cleaning, steam iron the fabric using only steam. Be cautious not to place the iron directly on the fabric, as it may cause damage.

Finishes


[Click here](#) or scan the following QR code.



kettal

SKY
INTERIOR STUDIO

Sky Interior Studio
Boca Raton
631.835.0898



The Monroe Boutique Hotel
Nashville, Tennessee

CH-25
3 OF 3

Bar stool

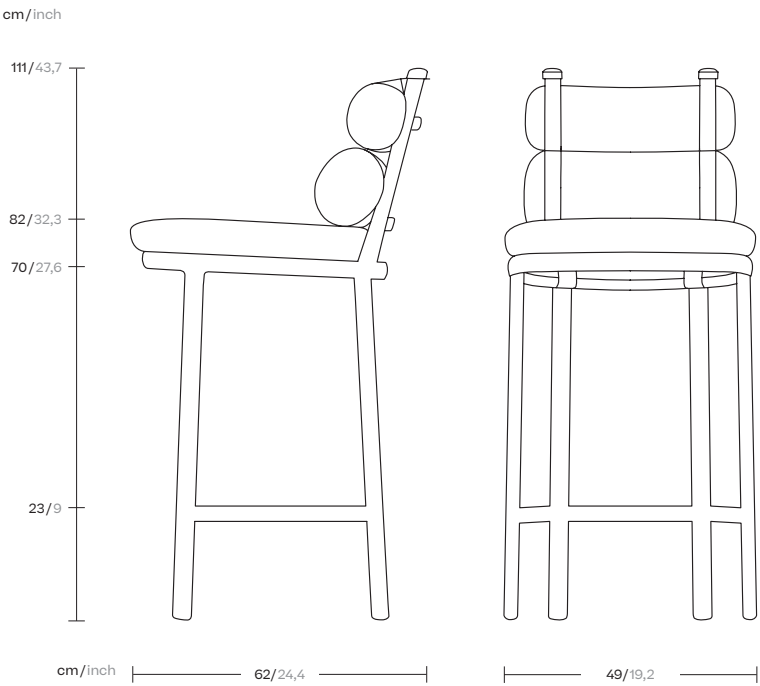
Designer
Patricia Urquiola

Collection
Roll

CH-26
Reference
KS2300300

1/2


This ironical intervention on the conventional upholstery converts a regular backrest into two independent 'wraps' connected by colorful straps. A graphical aluminum structures frames the protagonist of this chair, the cushions.



kettal



Sky Interior Studio
Boca Raton
631.835.0898



The Monroe Boutique Hotel
Nashville, Tennessee

CH-26
1 OF 1

DN DUNHILL

Dining booth features spring seat and upholstered inside back. Multiple heights and inside back treatment available.

Features:

- Spring Seat
- Upholstered Inside Back
- Black Vinyl Base
- Freestanding single booths or wall benches must be anchored to the floor
- Single (DN12-36, DN12-42 & DN12-48) and Deuce Single (DN16-36, DN16-42 & DN16-48) units feature an upholstered outside back standard.

**Options:**

- **Optional Inside Backs:** 10 Vertical Channel 20 Horizontal Channel 02 Headroll Additional Back Treatments available. Call for pricing
- **Optional Lengths:** Standard Deuce Length to 36" - 15% to Deuce Single or Deuce Double Price 37" to Standard Single/Double Length - 10% to Single or Double Price 49" to 60" - 25% to Single or Double Price Single over 60" - Use Wall Bench Price
- Upholstered Wipe-out Channel
- Wood or Laminate Top Caps
- Wood or Laminate End Caps
- Wood or Laminate Island
- Wood or Laminate Base
- **Upholstered Outside Back :** Add AA to Model number .4 yds per ft.

" Single booths are not intended to be modular or used to create a wallbench. If a wallbench is needed please use the wallbench specifications, model number, and pricing per linear foot."

Yardage: 4

Dining table

160x94

6 guests

Designer
Jasper Morrison

Collection
Park Life


Reference
KS1100300

T-24

1/2

cm/inch


Park Life is a complete family of furniture for outdoors, whose clean cut profile is Adaptable to a wide range of different situations. Lightweight, yet extremely durable, it's easily stacked for transport or winter storage and its technical sophistication and careful consideration of ergonomics besides a lot of care over how it looks are all intended to ensure a long life, both structurally and visually.



kettal

SKY
INTERIOR STUDIO

Sky Interior Studio
Boca Raton
631.835.0898



The Monroe Boutique Hotel
Nashville, Tennessee

T-24
1 OF 1

Dining table

94x94

Designer
Jasper Morrison

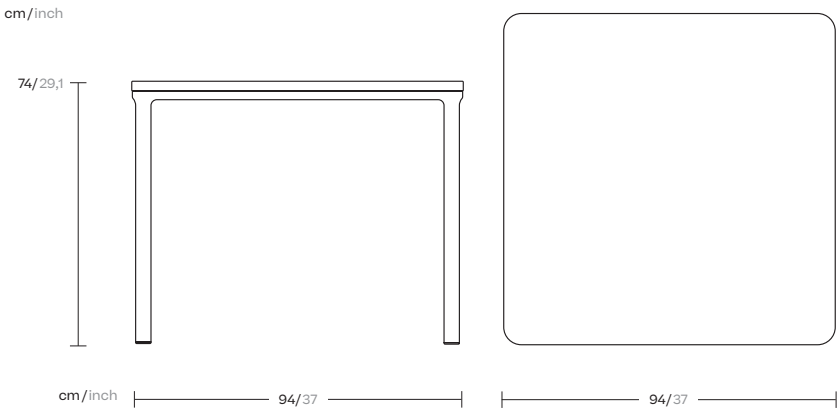
Collection
Park Life

Reference
KS1100200

T-25

1/2

Park Life is a complete family of furniture for outdoors, whose clean cut profile is Adaptable to a wide range of different situations. Lightweight, yet extremely durable, it's easily stacked for transport or winter storage and its technical sophistication and careful consideration of ergonomics besides a lot of care over how it looks are all intended to ensure a long life, both structurally and visually.



kettal

<div data-bbox="29 1948 165 2016">SKY INTERIOR STUDIO</div> <div data-bbox="180 1948 363 2028">Sky Interior Studio Boca Raton 631.835.0898</div>	<div data-bbox="498 1904 672 2076"></div> <div data-bbox="766 1948 1125 2016">The Monroe Boutique Hotel Nashville, Tennessee</div>	<div data-bbox="1365 1904 1507 2028">T-25 1 OF 1</div>
---	--	--

ECLIPSE SMART-HEAT™ PORTABLE

Dim the lights and turn up the heat with our Eclipse Smart-Heat™ Electric Portable heater. Featuring a striking, elegant design, this powerful heater will bring both warmth and light to design-focused outdoor spaces.

BROMIC
HEATING

PRECISE CONTROL

Accurately adjust the heat output (0/33/66/100%) for complete control over the level of comfort.

CERAMIC FASCIA

Spreads heat evenly across any area while minimizing light emission from the heating element.

DIMMABLE LIGHT

Complete flexibility over level of brightness for the right amount of ambience.

PREMIUM CONSTRUCTION

Premium, corrosion-resistant, double-coated steel to ensure longevity of use and aesthetic appeal for years to come.

UNIQUE DESIGN

Elegantly understated design that complements any design-focused outdoor environment.

FLEXIBILITY OF USE

Stable base unit with wheels for easy manoeuvrability and flexibility over location.

SPECIFICATIONS

Reference the specification guide below to help you select the correct solution for your needs.

MODEL	
PRODUCT CODE	BH0820001-1
FUEL TYPE	ELECTRIC (2900W)
COLOR	MATTE BLACK
MATERIAL (HEATER HEAD)	PREMIUM COATED 304 STAINLESS STEEL
MATERIAL (FREESTANDING FRAME)	PREMIUM, DOUBLE COATED STEEL
HEAT AREA	121FT ²
LED COLOR	WARM WHITE - DIMMABLE
LED TEMPERATURE	3000K
LED LUMENS	216.6
RATED CURRENT & VOLTAGE	11.4 A (220V) / 11.8 A (230V) / 12.1 A (240V)
MINIMUM FLOOR CLEARANCE	79"

MOUNTING OPTIONS	
FREESTANDING	✓
CONTROL OPTIONS	
DIMMER CONTROL	INCLUDED
MASTER REMOTE ECLIPSE*	BH3623002-1 (OPTIONAL)

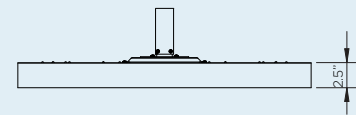
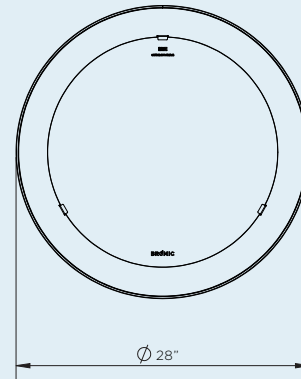
Measurements displayed within this catalog are minimum requirements for installation. Bromic takes no responsibility for incorrect or non-compliant installations. All measurements in this catalog are displayed in inches.

*Control up to six zones of heaters with unlimited heaters per zone from a single remote.

DIMENSIONS

With a wide range of sizes available, find the ideal heater to suit your outdoor space.

PRODUCT MEASUREMENTS

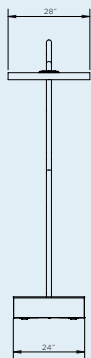


CLEARANCE

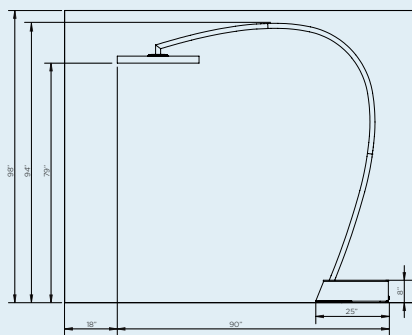
With a wide array of mounting options, Bromic offers solutions to complement any décor and provide functionality for ambiance and comfort.

FREESTANDING

FRONT VIEW



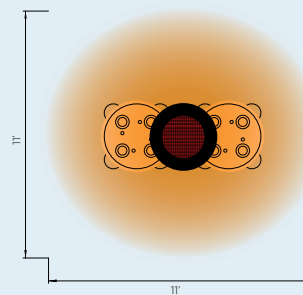
CEILING & WALL CLEARANCE



HEATING REACH

Creating ideal comfort levels, Bromic heaters offer a variety of heat distribution options to suit your outdoor heating needs.

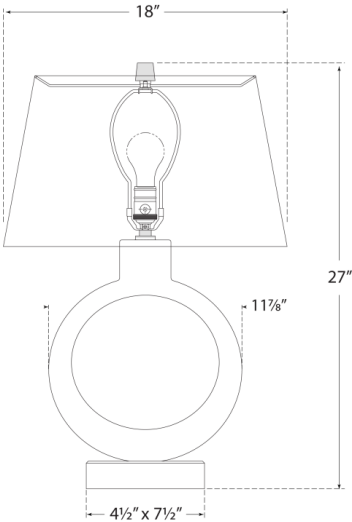
2900W SERIES
HEATING APPROXIMATELY 121FT²
2900W HEATING POWER



*HEAT AREA DEPENDENT ON AMBIENT TEMPERATURE AND WIND. OPTIMUM CONDITIONS EXPERIENCED AT APPROX 60°F AND IN A LOW WIND COVERED ENVIRONMENT.

Designer: Chapman & Myers

Height: 27"
Width: 18"
Base: 4.5" x 7.5" Rectangle
Finishes: AB, ALB, BZ, CG, PN
Shade Treatments: L, NP
Shade Details: 14" x 18" x 11" Rectangle
Socket: E26 Dimmer
Wattage: 100 A19
Weight: 14 Pounds
©EFC DESIGNS

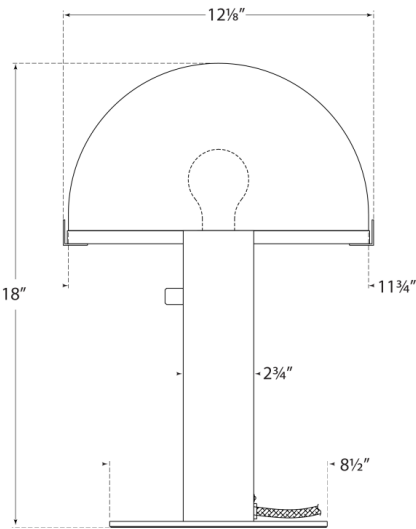


VISUAL COMFORT & Co.



Designer: Kelly Wearstler

Height: 18"
Width: 12.25"
Base: 8.5" Round
Finishes: AB, BZ
Shade Treatments: ALB
Socket: E26 Keyless w/ Dimmer
Wattage: 12 LED A19
Weight: 17 Pounds

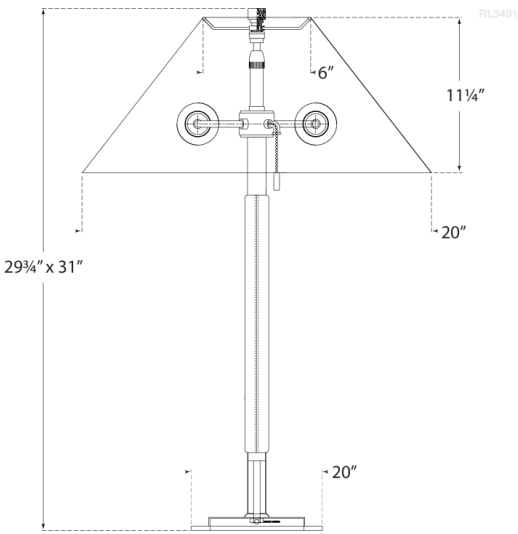


VISUAL COMFORT & CO.





Height: 30"
Width: 20"
Base: 7.5" Round
Finishes: NB/NVY, NB/SDL, PN/CHC
Shade Treatments: P
Shade Details: 6" x 20" x 11.25"
Socket: 2 - E26 Keyless w/ Pull Chain
Wattage: 2 - 40 B11
Weight: 8 Pounds

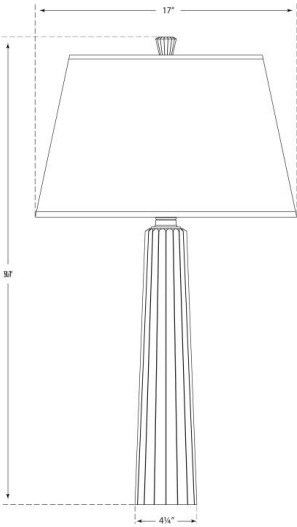


VISUAL COMFORT & CO.



Designer: Chapman & Myers

Height: 31.5"
Width: 17"
Base: 4.25" Round
Finishes: AI, BZV, GI, WHT
Shade Treatments: L, NP
Shade Details: 13" x 17" x 10"
Socket: E26 Dimmer
Wattage: 150 A21
Weight: 19 Pounds
©EFC DESIGNS

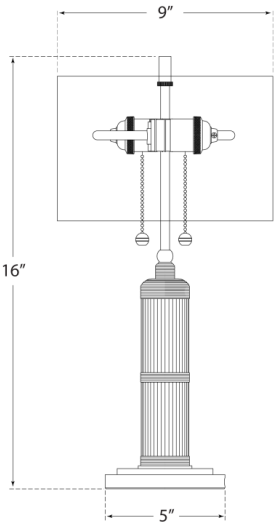


VISUAL COMFORT & CO.



Designer: Thomas O'Brien

Height: 16"
Width: 9"
Base: 5" Round
Finishes: BZ, HAB, PN
Shade Treatments: L, NP
Shade Details: 9" x 9" x 6"
Socket: 2 - E26 Pull Chain
Wattage: 2 - 25 B11
Weight: 6 Pounds



TOB3000

VISUAL COMFORT & CO.



LT-6



Ginger

Joan Gaspar

marset

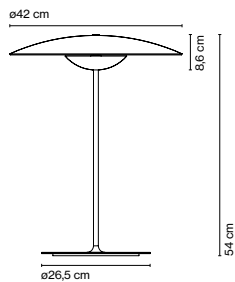
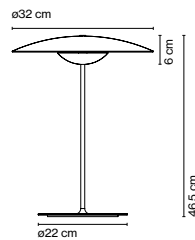
SKY
INTERIOR STUDIO

Sky Interior Studio
Boca Raton
631.835.0898



The Monroe Boutique Hotel
Nashville, Tennessee

LT-6
1 OF 4

**Ginger M****Ginger S****Ginger M**

Light source:
LED SMD 700mA 16,28W
2700K CRI90 1873lm
Luminaire:
85 - 264 VAC 16,85W 698lm

Ginger S

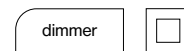
Light source:
LED SMD 700mA 8,2W
2700K CRI90 913lm
Luminaire:
85 - 264 VAC 10,56W 350lm

LED included

- Oak
- Wenge

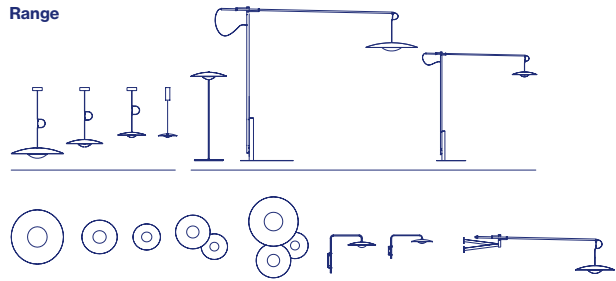
Black electrical cord

Diffuser and pressed wood base of 4 mm in natural oak or wenge. Injected aluminium dissipater and lacquered black matte metal stem.



- [Download](#) Assembly Instructions
- [Download](#) Photometric Data
- [Download](#) 2D
- [Download](#) 3D
- [Download](#) Energy label

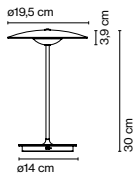
Watch the video
info@marset.com
www.marset.com

Range

Wood is a great ally of cozy lighting. It is a material that is hard to mold, a challenge that the Ginger collection neatly resolves. The combination of sheets of wood and paper pressed together under high pressure achieves a laminate that appears almost entirely flat.



Ginger 20 M

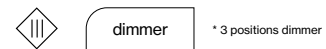


Ginger 20 M

LED SMD 3,5W 1A 2700K
CRI90
Luminaire 290lm
Fuente de luz 395lm (included)

Diffuser and pressed wood base of 4 mm in natural oak or wenge. Injected aluminium dissipater and lacquered black matte metal stem. Battery is located inside the base, with 5 hours of battery life at peak performance.

- Oak
- Wenge
- Brushed brass - Brushed brass
- Brushed brass - White



Battery life

5 hours in peak power
10 hours in half power
20 hours in a quarter power

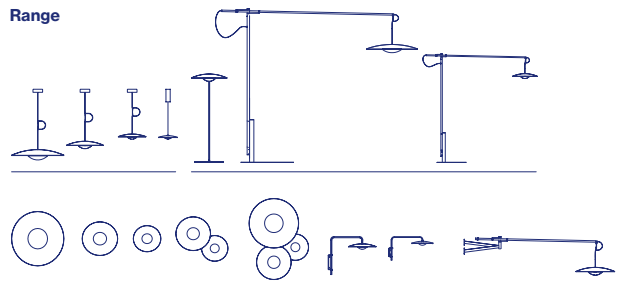
- [Download](#) Assembly Instructions
- [Download](#) Photometric Data
- [Download](#) 2D
- [Download](#) 3D
- [Download](#) Energy label

Battery charging time: 10h



Watch the video
info@marset.com
www.marset.com

Range



Wood is a great ally of cozy lighting. It is a material that is hard to mold, a challenge that the Ginger collection neatly resolves. The combination of sheets of wood and paper pressed together under high pressure achieves a laminate that appears almost entirely flat.




Valentine Table Lamp


MARCEL WANDERS



Love at first sight! A magic mirror and the power of crystals transform a simple shell into an endless light bouquet of flowers.

Detailing

Love is in the air! The Valentine guarantees sparkles of romance with its warm glow of its florid heart.

Colours

Black

Chrome

Gold

MOOOI.COM

Valentine Table Lamp

LT-7

Dimensions

21cm | 8.3"



45cm | 17.7"

Product

WIDTH 21cm | 8.3"

HEIGHT 45cm | 17.7"

DEPTH 21cm | 8.3"

DIAMETER 21cm | 8.3"

WEIGHT NETTO 5kg | 11.02lbs

Packaging

WIDTH 30cm | 11.8"

HEIGHT 50cm | 19.7"

CUBAGE 0.05m³ | 1.59ft³

LENGTH 30cm | 11.8"

WEIGHT 5kg | 11.02lbs

Technical


MATERIAL

Crystal clear blown glass with metal shade.

MOOOL.COM



Sky Interior Studio
Boca Raton
631.835.0898

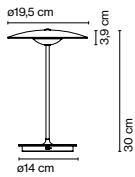


The Monroe Boutique Hotel
Nashville, Tennessee

LT-7
2 OF 2



Ginger 20 M

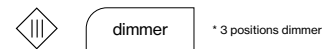


Ginger 20 M

LED SMD 3,5W 1A 2700K
CRI90
Luminaire 290lm
Fuente de luz 395lm (included)

Diffuser and pressed wood base of 4 mm in natural oak or wenge. Injected aluminium dissipater and lacquered black matte metal stem. Battery is located inside the base, with 5 hours of battery life at peak performance.

- Oak
- Wenge
- Brushed brass - Brushed brass
- Brushed brass - White



Battery life

5 hours in peak power
10 hours in half power
20 hours in a quarter power

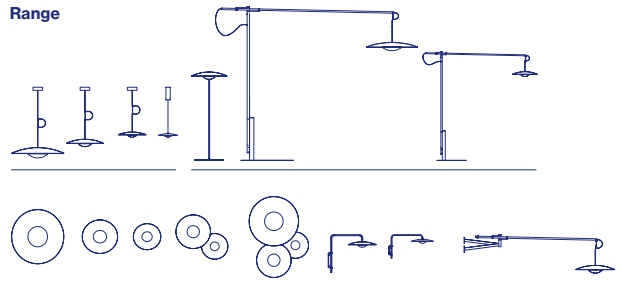
- [Download](#) Assembly Instructions
- [Download](#) Photometric Data
- [Download](#) 2D
- [Download](#) 3D
- [Download](#) Energy label

Battery charging time: 10h



Watch the video
info@marset.com
www.marset.com

Range



Wood is a great ally of cozy lighting. It is a material that is hard to mold, a challenge that the Ginger collection neatly resolves. The combination of sheets of wood and paper pressed together under high pressure achieves a laminate that appears almost entirely flat.



LIGHTING SPECIFICATION SHEETS

04.17.24



Chandelier / Люстра

Collection Royal Classic / Коллекция Royal Classic

Characteristics / Характеристики:

Input voltage / Входящее напряжение:	AC 220-240V
Max. power / Макс. мощность:	60W
Socket / Цоколь:	8 x E14
Dimensions / Размер:	D500*H850-1741 mm
Material / Материал:	Metal / Металл
Color / Цвет:	Gold / Золото
IP:	20

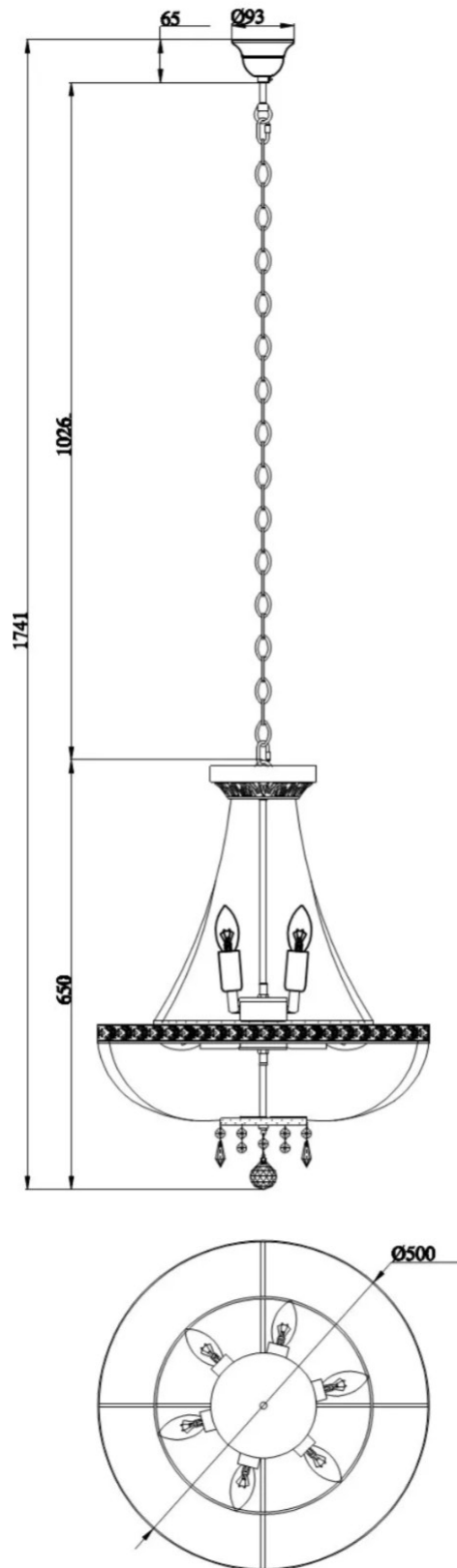
Bulbs are not included / Лампы не входят в комплект поставки



DIA750-TT50-WG



LT-1



TEAR SHEET

Sanger Large Chandelier

Item # ARN 5120HAB-CG

LT-2

Designer: AERIN

Fixture Height: 21"

Width: 36.75"

Canopy: 5.5" Round

Finishes: BZ, HAB, PN

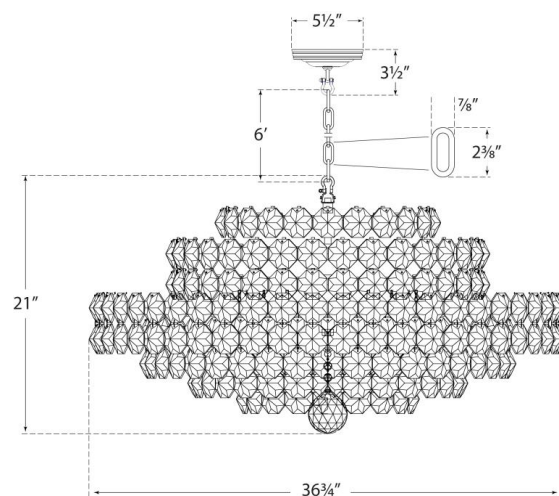
Trim Options: CG, CG

Socket: 18 - E12 Candelabra

Wattage: 18 - 40 C11

Weight: 98 Pounds

Note: UL Only




VISUAL COMFORT & CO.



SKY
INTERIOR STUDIO

Sky Interior Studio
Boca Raton
631.835.0898



The Monroe Boutique Hotel
Nashville, Tennessee

LT-2
1 OF 1

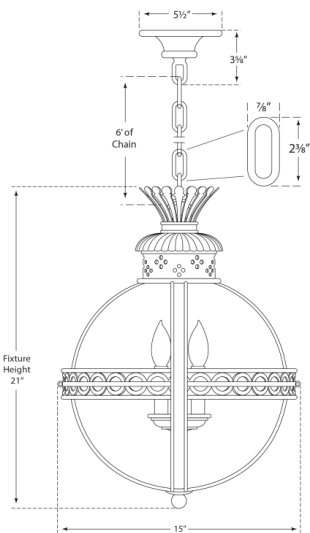
TEAR SHEET

Crown Top Banded Globe Lantern
Item # CHC 2111AB-CG

LT-3

Designer: Chapman & Myers

Height: 21"
Width: 15"
Canopy: 5.5" Round
Finishes: AB, AW, BR, BZ/AB
Glass Options: CG
Socket: 3 - E12 Candelabra
Wattage: 3 - 60 C11
Weight: 23 Pounds
©EFC DESIGNS




VISUAL COMFORT & CO.



SKY
INTERIOR STUDIO

Sky Interior Studio
Boca Raton
631.835.0898



The Monroe Boutique Hotel
Nashville, Tennessee

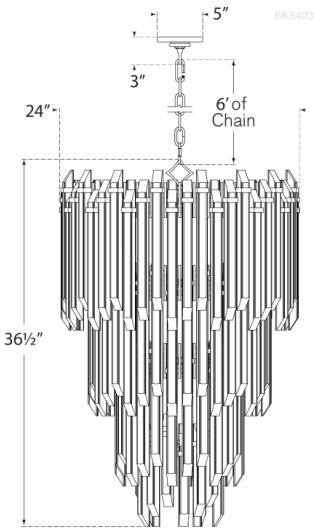
LT-3
1 OF 1

TEAR SHEET

Adele Three-Tier Waterfall Chandelier LT-4
Item # SK 5423HAB-CA

Designer: Suzanne Kasler


Height: 36.5"
Width: 24"
Canopy: 5" Round
Finishes: HAB, PN
Glass Options: CA
Socket: 12 - E12 Candelabra
Wattage: 12 - 40 C11
Weight: 90 Pounds



VISUAL COMFORT & CO.



Sky Interior Studio
Boca Raton
631.835.0898



The Monroe Boutique Hotel
Nashville, Tennessee

LT-4
1 OF 1

TEAR SHEET

Hendricks Large Globe Pendant LT-5

Item # RL 5402NB-WG

Designer: Ralph Lauren

O/A Height: 55"

Fixture Height: 23"

Min. Custom Height: 27"

Width: 18"

Canopy: 6.75" Round

Finishes: NB, PN

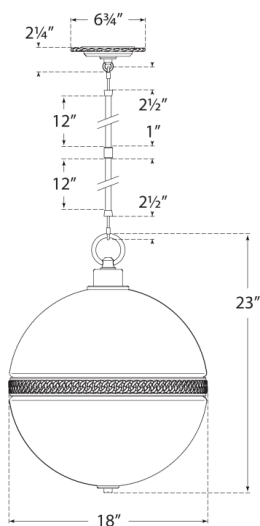
Glass Options: WG

Socket: 4 - E12 Candelabra

Wattage: 4 - 60 C11

Weight: 22 Pounds

Note: Custom Height Available




VISUAL COMFORT & CO.



SKY
INTERIOR STUDIO

Sky Interior Studio
Boca Raton
631.835.0898

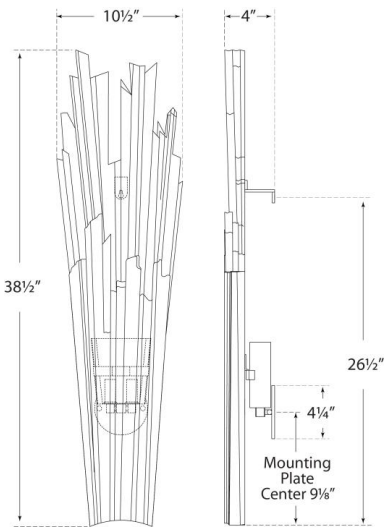


The Monroe Boutique Hotel
Nashville, Tennessee

LT-5
1 OF 1

Designer: Chapman & Myers

Height: 38.5"
Width: 10.5"
Extension: 4"
Backplate: 4.25" Round
Finishes: BSL, GI
Socket: 2 - E12 Candelabra
Wattage: 2 - 40 C11
Weight: 12 Pounds
©EFC DESIGNS



VISUAL COMFORT & CO.



E26 6" Trim Series

DESCRIPTION

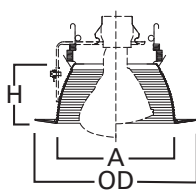
Tapered metal baffle trim with self-flange in the 6" trim family for use in recessed downlighting. Compatible for use in Halo and other housings.

Catalog #		Type
Project		
Comments		Date
Prepared by		

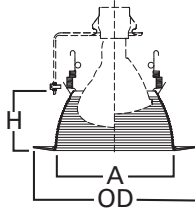
SPECIFICATION FEATURES

- Contoured tapered sides of metal baffle for use with reflector lamps
- Two plastic removable trim rings included narrow 7.25"OD and wide oversized 8.00"OD
- Coil spring retention

IC



Non-IC



Dimensions

A: 5-13/16" [148mm]
H: 2-7/8" [73mm]
OD: 7-1/4" [184mm] Narrow
OD: 8" [203mm] Wide

ORDERING INFORMATION

SAMPLE NUMBER: 6100WB

Trim	Finish
6100= 6" Tapered Metal Baffle with (2) Trim Rings	WB=White baffle, narrow & wide white trims (included) BB=Black baffle, narrow & wide white trims (included)

HALO HOUSING COMPATIBILITY


Trim #	Style	H7ICT	H7ICAT	H7RICT	H7RICAT	E7ICAT	E7RICAT	H7UICAT	H7ICTNB
6100	Baffle	•	•	•	•	•	•	•	—
		H7ICATNB	E7ICATNB	H27ICAT	H27RICAT	E27ICAT	E27RICAT		
		—	—	•	•	•	•		
		H7T	H7TCP	H7RT	E7TAT	E7RTAT	H7TNB	E7TATNB	H27T
		•	•	•	•	•	—	—	•
		H27RT	E27TAT	E27RTAT					
		•	•	•					

For use in select other's housings, refer to U.L. Classification list at www.cooperlighting.com.

*UL1993 listed LED & CFL equivalent lamps permitted. Consult lamp manufacturer for conditions of use. Cooper Lighting Solutions does not warranty the lamp.



6100WB
White Baffle, Narrow & Wide
White Trims (Included)



6100BB
Black Baffle, Narrow & Wide
White Trims (Included)

6100

6-Inch Tapered Metal Baffles



For use in Halo listed housings.



Select trims are classified for use in
others housings.
See www.cooperlighting.com.




Cooper Lighting Solutions
1121 Highway 74 South
Peachtree City, GA 30269
P: 770-486-4800
www.cooperlighting.com

Specifications and
dimensions subject to
change without notice.

TD518106EN
2/23/2016



Sky Interior Studio
Boca Raton
631.835.0898



The Monroe Boutique Hotel
Nashville, Tennessee

LT-7
1 OF 1

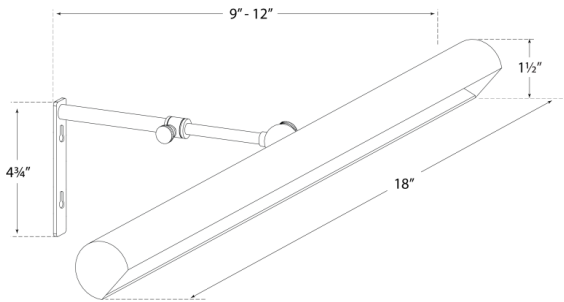
Frame Makers 18" Picture Light

LT-8

Item # SL 2702HAB

Designer: Chapman & Myers

Height: 1.5"
Width: 18"
Extension: 9"
Finishes: AN, BZ, HAB, PN
Socket: 2 - E26 Keyless w/ Line Switch
Wattage: 2 - 25 T10
Weight: 2 Pounds
Note: Portable: Switch on Cord 12" from Arm | Cannot be Hard-Wired
©EFC DESIGNS

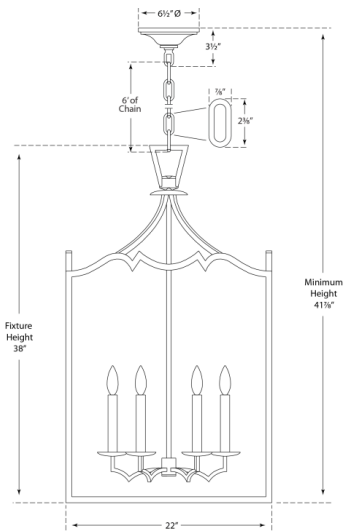


VISUAL COMFORT & CO.



Designer: Chapman & Myers

Height: 38"
Width: 22"
Canopy: 6.5" Round
Finishes: AI, GI, PN
Socket: 6 - E12 Candelabra
Wattage: 6 - 60 C11
Weight: 28 Pounds
©EFC DESIGNS

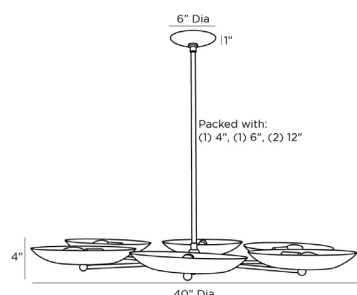


VISUAL COMFORT & CO.



GRIFFITH CHANDELIER

LT-10



89648

H: 11 IN, Dia: 40.00 IN

Cadet Blue, Antique Brass

Contract Suitable As Is

Inspired by the grand public spaces of the mid-century era, the architectural Griffith chandelier is designed in matte cadet blue shades with a contrasting antique brass steel frame. The fixture's upward-facing, dish-shaped plates diffuse light, creating a warm, even glow. Finish will vary. Damp-rated, although limited covered outdoor areas may affect finish.

APPEARANCE

Material	Steel
Finish	Antique Brass, Cadet Blue
Top Coat/Sealant	true

DIMENSIONS

Chandelier	H: 4 IN, Dia: 40.00 IN
Minimum Hanging Height	11 IN
Maximum Hanging Height	41 IN
Canopy	H: 1 IN, Dia: 6.00 IN

WIRING

Rating	Damp
Suggested Bulb Type	T6
Cord	10 FT, Black/White, SVT
Socket	6, Type B - E12
Photographed Bulb	Small Clear Tubular Bulb
Maximum Watt	40
Voltage	110-120 V

CERTIFICATIONS

Certifications	Mexico Australia, United States, Canada
----------------	--

COMPLIANCY

UL/ETL	Yes
RoHS	false

SHIPPING

Product Weight	12.46 LBS
Gross Weight 1	20.46 LBS
Gross Weight 2	0 LBS
Shipping Box 1	H: 21 IN, L: 11.3 IN, W: 32 IN
Shipping Box 2	H: 0 IN, L: 0 IN, W: 0 IN

REPLACEMENT PARTS


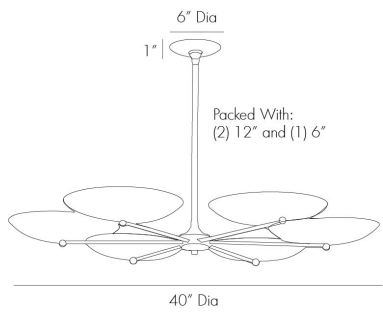
Replacement Part 1	PIPE-422
Replacement Part 1 Dim	(1) 4", (1) 6", and (1) 12"
Replacement Part 2	CANOPY-618
Replacement Part 2 Dim	1" x 5"

CONTRACT

Contract Suitable	true
-------------------	------

GRIFFITH CHANDELIER

LT-11



89047
H: 11 IN, Dia: 40.00 IN
Antique Brass, Bronze
Contract Suitable As Is

Delicate in nature, the Griffith Chandelier balances a severe bronze finish with an elegant antique brass frame. The bronze plates face upwards, diffusing the light and creating a warm, even glow. Damp-rated, although limited covered outdoor conditions may affect finish. finish will vary. Additional pipe available (PIPE-101).

APPEARANCE

Material	Steel
Finish	Bronze, Matte White
Top Coat/Sealant	true
Link	Welded

DIMENSIONS

Chandelier	H: 4 IN, Dia: 40.00 IN
Minimum Hanging Height	11 IN
Maximum Hanging Height	35 IN
Canopy	H: 1 IN, Dia: 6.00 IN

WIRING

	UL,EU,SA
Rating	Damp
Cord	10 FT, Clear/Silver, SVT
Socket	6, Type B--E12 Other
Maximum Watt	40
Voltage	110-120 V

CERTIFICATIONS

Certifications	Mexico European Union, United Arab Emirates, United States, Canada
----------------	---

COMPLIANCY

UL/ETL	Yes
CB	Yes
RoHS	true

SHIPPING

Product Weight	13 LBS
Gross Weight 1	23.5 LBS
Shipping Box 1	H: 7 IN, L: 43 IN, W: 43 IN

REPLACEMENT PARTS

Replacement Part 1	PIPE-101
Replacement Part 1 Dim	(1) 6" and (1) 12" rods
Replacement Part 2	CANOPY-108
Replacement Part 2 Dim	1" x 6" Dia

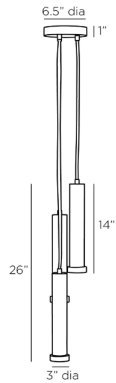
CONTRACT

Contract Suitable	true
-------------------	------

ARTERIOS

ALEENA PENDANT

LT-12



DPC08
H: 28 IN, Dia: 6.50 IN
Antique Brass
Contract Suitable As Is

A trio of antique brass finished tubular drops are illuminated through soft white alabaster. Reminiscent of bioluminescent mushrooms, this integrated LED fixture is staggered from a circular antique brass finished base, suspended by cloth cord in taupe. Damp-rated, although limited covered outdoor conditions may affect finish. Finish will vary.

APPEARANCE

Material	Alabaster, Cotton Cloth, Iron
Finish	Taupe, White
Finish Will Vary	true
Top Coat/Sealant	true

DIMENSIONS

	1
Alabaster	3.00
Pendant	H: 26 IN, Dia: 6.50 IN
Minimum Hanging Height	28 IN
Maximum Hanging Height	128 IN
Canopy	H: 1.5 IN, Dia: 6.50 IN

WIRING

Rating	Damp
LED Color Temp	2700K
LED CRI	90+
LED Compatible Dimmer	0-10 V Dimmer
LED Lumens	1098
Certification Note	PENDING REVIEW
Cord	10 FT, SPT, Taupe Fabric
Socket	3, Integrated LED
Maximum Watt	15
Voltage	110-120 V
LED Lifespan	20,000

CERTIFICATIONS

Certifications	Mexico United States, Canada
----------------	---------------------------------

COMPLIANCY

UL/ETL	Yes
RoHS	true

SHIPPING

Product Weight	9.5 LBS
Gross Weight 1	11.68 LBS
Shipping Box 1	H: 9.1 IN, L: 20.7 IN, W: 14.6 IN

REPLACEMENT PARTS


Replacement Part 1	DPC08DIF
--------------------	----------

CONTRACT

Contract Suitable	true
-------------------	------



Sky Interior Studio
Boca Raton
631.835.0898



The Monroe Boutique Hotel
Nashville, Tennessee

LT-12
1 OF 1

TEAR SHEET

Rossi Medium Lantern

Item # JN 5087AB-CG

LT-13

Designer: Julie Neill

Height: 33.5"

Width: 18"

Canopy: 5.5" Round

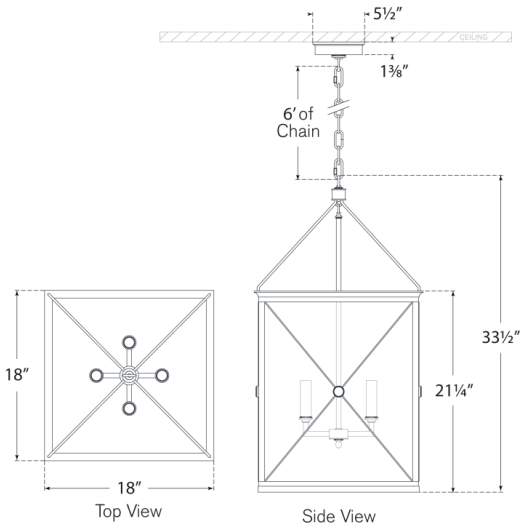
Finishes: AB, BZ, PN

Glass Options: CG, WG

Socket: 4 - E12 Candelabra

Wattage: 4 - 5.5 LED C11

Weight: 30 Pounds




VISUAL COMFORT & CO.



SKY
INTERIOR STUDIO


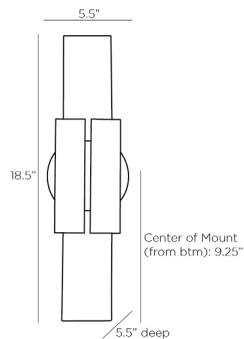
Sky Interior Studio
Boca Raton
631.835.0898



The Monroe Boutique Hotel
Nashville, Tennessee

LT-13
1 OF 1

MONROE SCONCE



49836
H: 18.5 IN, W: 5 IN, D: 5.5 IN
English Bronze
Contract Suitable As Is

Visual elegance is established through the Bauhaus-Constructivist design of the Monroe. An English bronze iron bracket centers a frosted crystal panel like a stylish band of armor. Two LED lights are neatly concealed by the frosted crystal that helps dissipate the brightness and offer a soft glow. Finish will vary. Damp-rated, although limited covered outdoor areas may affect finish.

APPEARANCE

Material	Crystal, Iron
Finish	English Bronze, Frosted
Finish Will Vary	true
Top Coat/Sealant	true

DIMENSIONS

Center Of Mount From Btm	9.25 IN
Backplate Mount	Dia: 5.50 IN, D: 1.5 IN
	Dia: 5.00 IN

WIRING

Rating	Damp
LED Color Temp	3000K
LED CRI	90+
LED Compatible Dimmer	0-10 V Dimmer
LED Lumens	200
Certification Note	CANNOT BE REWIRED FOR INTL USE.
Cord	1 FT, Black/White, SVT
Socket	2, Integrated LED
Maximum Watt	2
Voltage	110-120 V
LED Lifespan	20,000

CERTIFICATIONS

Certifications	Mexico Australia, European Union, United Arab Emirates, United States, Canada
----------------	--

COMPLIANCY

UL/ETL	Yes
CB	Yes
RoHS	true

SHIPPING

Product Weight	5 LBS
Gross Weight 1	6.4 LBS
Shipping Box 1	H: 5.9 IN, L: 20.3 IN, W: 7.9 IN
Shipping Box 2	H: 0 IN, L: 0 IN, W: 0 IN
Shipping Box 3	H: 0

ADDITIONAL INFO

Hanging Orientation	Horizontal and Vertical
---------------------	-------------------------

CONTRACT

Contract Suitable	true
-------------------	------

TEAR SHEET

Gramercy Double Sconce

Item # CHD 4175GI

LT-15

Designer: Chapman & Myers

Height: 15.75"

Width: 12.5"

Extension: 7.75"

Backplate: 6.75" Round

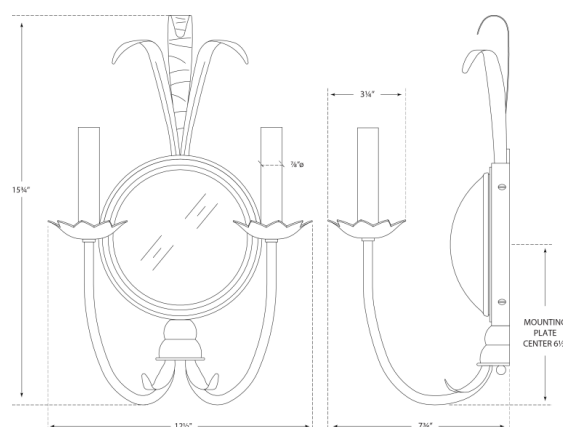
Finishes: GI

Socket: 2 - E12 Candelabra

Wattage: 2 - 60 C11

Weight: 4 Pounds

©EFC DESIGNS




VISUAL COMFORT & CO.



SKY
INTERIOR STUDIO

Sky Interior Studio
Boca Raton
631.835.0898



The Monroe Boutique Hotel
Nashville, Tennessee

LT-15
1 OF 1

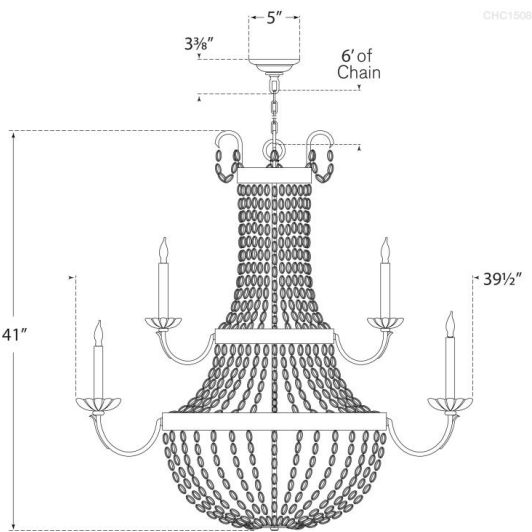
TEAR SHEET

Paris Flea Market Grande Chandelier
Item # CHC 1508AB-SG

LT-16

Designer: Chapman & Myers

Height: 41"
Width: 39.5"
Canopy: 5.25" Round
Finishes: AB, SHS
Trim Options: SG
Socket: 12 - E12 Candelabra
Wattage: 12 - 60 C11
Weight: 49 Pounds
©EFC DESIGNS




VISUAL COMFORT & CO.



SKY
INTERIOR STUDIO

Sky Interior Studio
Boca Raton
631.835.0898



The Monroe Boutique Hotel
Nashville, Tennessee

LT-16
1 OF 1

TEAR SHEET

Menil Tall Chandelier

Item # S 5170SB-CG

LT-17

Designer: Marie Flanigan

Height: 29.25"

Width: 9.75"

Canopy: 6" Round

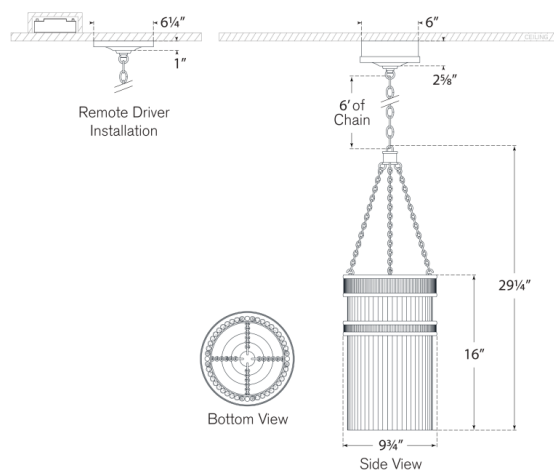
Finishes: BZ, PN, SB

Trim Options: CG

Lightsource: Dedicated LED

Wattage: 75w (6000lm)

Weight: 32 Pounds




VISUAL COMFORT & CO.



SKY
INTERIOR STUDIO

Sky Interior Studio
Boca Raton
631.835.0898

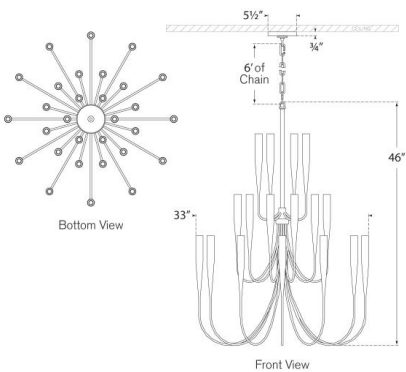


The Monroe Boutique Hotel
Nashville, Tennessee

LT-17
1 OF 1

Designer: Julie Neill

Height: 46"
Width: 33"
Canopy: 5.5" Round
Finishes: AGL, BSL, PW
Socket: 30 - E12 Candelabra
Wattage: 30 - 40 G16.5
Weight: 39 Pounds



VISUAL COMFORT & CO.



TEAR SHEET

Liscia Large Chandelier

Item # ARN 5174G-CG

Designer: AERIN

Height: 20.75"

Width: 36"

Canopy: 5" Round

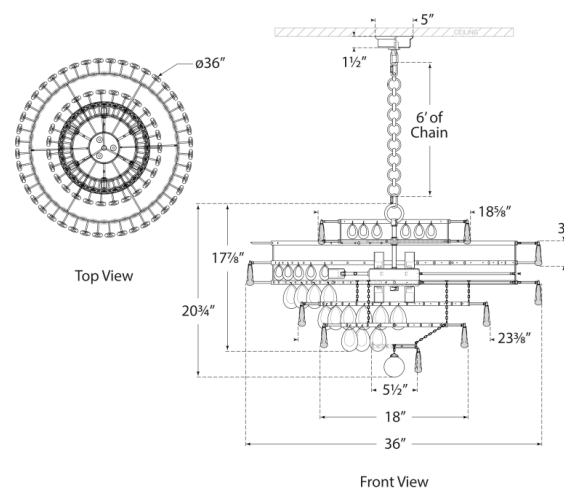
Finishes: BSL, G

Glass Options: CG

Socket: 12 - E12 Candelabra

Wattage: 12 - 40 C11

Weight: 85 Pounds




VISUAL COMFORT & CO.



SKY
INTERIOR STUDIO

Sky Interior Studio
Boca Raton
631.835.0898



The Monroe Boutique Hotel
Nashville, Tennessee

LT-19
1 OF 1

TEAR SHEET

Regency Large Chandelier
Item # SN 5108HAB

LT-20

Designer: Joe Nye

Fixture Height: 33.5"

Width: 31"

Canopy: 4.5" Round

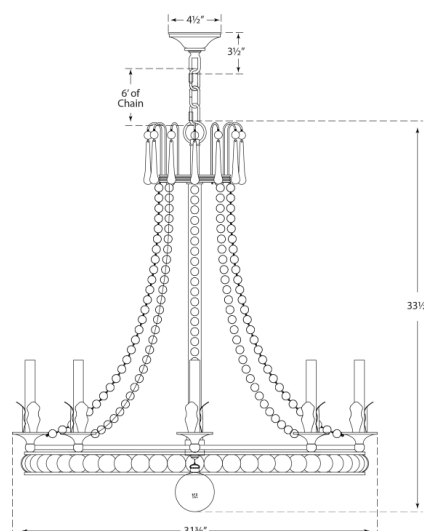
Finishes: HAB, PN

Trim Options: SG

Socket: 8 - E12 Candelabra

Wattage: 8 - 60 C11

Weight: 38 Pounds




VISUAL COMFORT & CO.



SKY
INTERIOR STUDIO

Sky Interior Studio
Boca Raton
631.835.0898



The Monroe Boutique Hotel
Nashville, Tennessee

LT-20

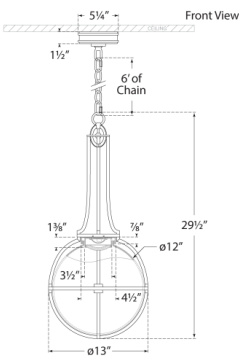
1 OF 1

TEAR SHEET

Gracie Medium Captured Globe Pendant LT-21
Item # CHC 5478AB-CG

Designer: Chapman & Myers


Height: 29.5"
Width: 13"
Canopy: 5" Round
Finishes: AB, AN, BZ, PN
Glass Options: CG
Lightsource: Dedicated LED
Wattage: 12w (1100lm)
Weight: 13 Pounds



VISUAL COMFORT & CO.



Sky Interior Studio
Boca Raton
631.835.0898



The Monroe Boutique Hotel
Nashville, Tennessee

LT-21
1 OF 1

TEAR SHEET

Lorelei X-Large Oval Chandelier

Item # JN 5255G-CG

LT-22

Designer: Julie Neill

Height: 24"

Width: 20.25" x 40"

Canopy: 5.75" Round

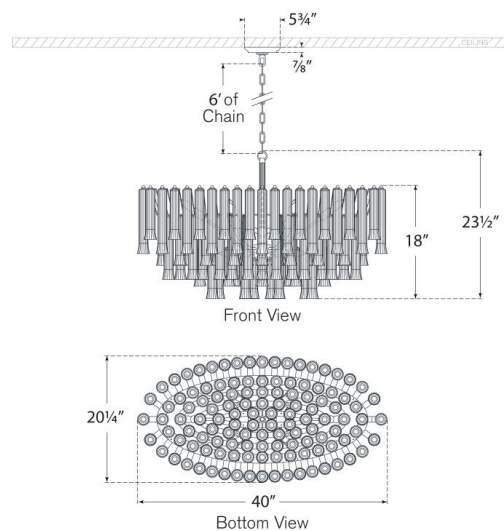
Finishes: G, PN

Glass Options: CG

Socket: 8 - E12 Candelabra

Wattage: 8 - 5.5 LED C11

Weight: 57 Pounds




VISUAL COMFORT & CO.



SKY
INTERIOR STUDIO

Sky Interior Studio
Boca Raton
631.835.0898



The Monroe Boutique Hotel
Nashville, Tennessee

LT-22

1 OF 1

Designer: Thomas O'Brien

Height: 16.75"

Width: 4.5"

Extension: 8"

Backplate: 4.5" x 6.5" Oval

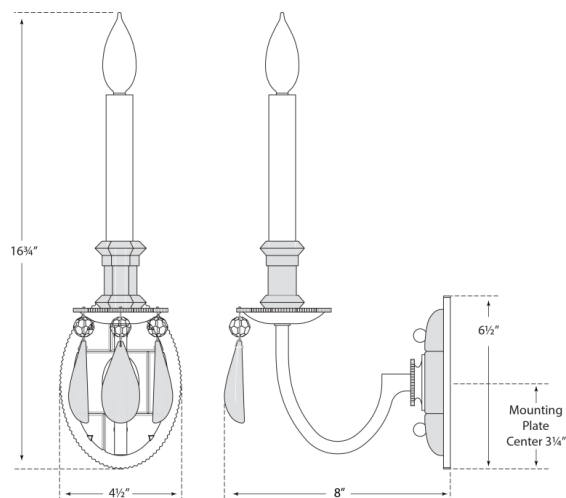
Finishes: BSL, GI

Trim Options: Q

Socket: E12 Candelabra

Wattage: 60 C11

Weight: 4 Pounds

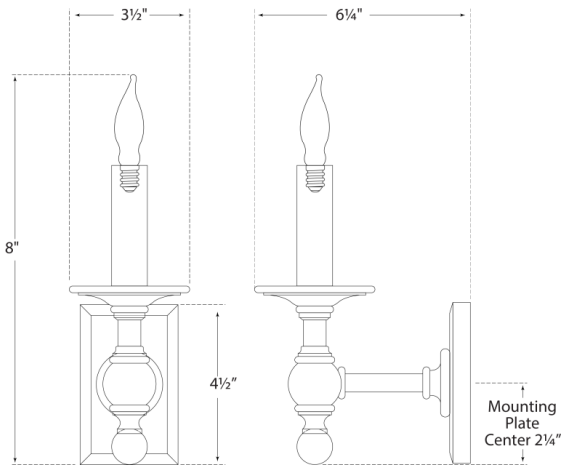


VISUAL COMFORT & CO.



Designer: Chapman & Myers

Height: 8"
Width: 3.5"
Extension: 6"
Backplate: 2.75" x 4.5" Rectangle
Finishes: BZ, HAB, PN
Socket: E12 Candelabra
Wattage: 60 C11
Weight: 2 Pounds
Note: Requires Smaller Outlet Box | CHS104NP Shade
Sold Separately
©EFC DESIGNS



VISUAL COMFORT & CO.



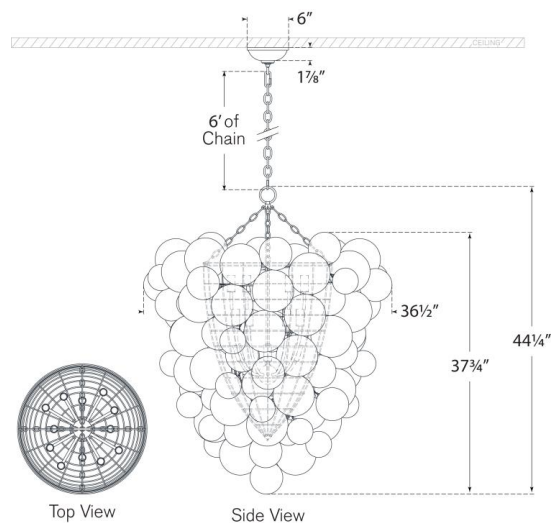
TEAR SHEET

Talia Grande Entry Chandelier
Item # JN 5114G-CG

LT-25

Designer: Julie Neill

Height: 44.25"
Width: 36.5"
Canopy: 6" Round
Finishes: BSL, G, PW
Glass Options: CG
Socket: 12 - E12 Candelabra
Wattage: 12 - 6.5 LED B11
Weight: 60 Pounds
Note: Assembly Required




VISUAL COMFORT & CO.



SKY
INTERIOR STUDIO

Sky Interior Studio
Boca Raton
631.835.0898



The Monroe Boutique Hotel
Nashville, Tennessee

LT-25
1 OF 1

TEAR SHEET

French Market Medium Lantern

Item # CHC 3414GI

LT-26

Designer: Chapman & Myers

Height: 30.5"

Width: 16.5"

Canopy: 5.5" Round

Finishes: BR, GI

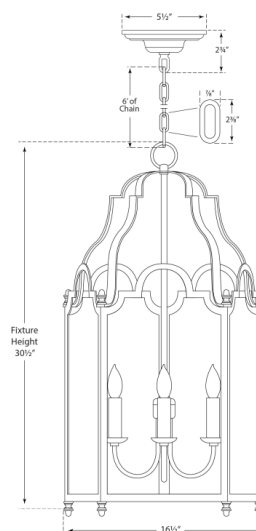
Glass Options: CG

Socket: 3 - E12 Candelabra

Wattage: 3 - 60 C11

Weight: 21 Pounds

©EFC DESIGNS




VISUAL COMFORT & CO.



SKY
INTERIOR STUDIO

Sky Interior Studio
Boca Raton
631.835.0898



The Monroe Boutique Hotel
Nashville, Tennessee

LT-26

1 OF 1



PORTER

2805BK-LL

LARGE WALL MOUNT LANTERN

A fusion of chic styles makes Porter a design standout. Merging Modern Farmhouse, Industrial and Arts and Crafts elements, the fine rivet details and a sturdy hanger loop create a stunning and distinctive statement.

DETAILS	
FINISH:	Black
MATERIAL:	Aluminum
GLASS:	Clear
DIMMABLE:	YES, CL TYPE DIMMER (SSL7A)

DIMENSIONS	
WIDTH:	7.5"
HEIGHT:	25"
WEIGHT:	7.7lb
BACK PLATE:	6"W X 9"H
EXTENSION:	9.3"
TOP TO OUTLET:	4.5"

LIGHT SOURCE	
LIGHT SOURCE:	Socketed
LED NAME:	E26T10LED5W27
VOLTAGE:	120v
COLOR TEMP:	2700
LUMENS:	450
CRI:	90
INCANDESCENT EQUIVALENCY:	1 x 40w
DIMMABLE:	YES, CL TYPE DIMMER (SSL7A)

SHIPPING	
CARTON LENGTH:	12.6
CARTON WIDTH:	11.8
CARTON HEIGHT:	27.8
CARTON WEIGHT:	10.6

PRODUCT DETAILS:

- Images are for reference purpose only and may not be pictured with the specified LED filament bulb
- Suitable for use in wet (outdoor direct rain) locations as defined by NEC and CEC. Meets United States UL Underwriters Laboratories & CSA Canadian Standards Association Product Safety Standards
- Meets California Energy Commission Title regulations/JA8 when using the included LED bulb
- Our Estate Collections boast a breadth of fixtures defined by coordinating composition, enduring architecture, and time-honored craftsmanship, designed to meet the needs of expansive properties with extended outdoor living spaces. From the entrance of your driveway to the depths of your backyard, these collections provide cohesive design for stately exteriors.
- 2-year finish warranty
- LED Bulbs carry a 3-year limited warranty
- The Lisa McDennon Collection offers a striking mix of edgy, sculptural silhouettes that incorporate modern, organic elements and luxe materials, brought to life by her innovative and original point of view.
- Sophisticated and streamlined design, durable construction and a timeless finish complement any architectural style

HINKLEY


HINKLEY
33000 Pin Oak Parkway
Avon Lake, OH 44012

PHONE: (440) 653-5500
Toll Free: 1 (800) 446-5539

hinkley.com

SKY
INTERIOR STUDIO

Sky Interior Studio
Boca Raton
631.835.0898




The Monroe Boutique Hotel
Nashville, Tennessee



FINISH SPECIFICATION SHEETS

04.17.24





Harlowe Wallpaper

\$170.00

or 4 interest-free payments of **\$42.50** with **afterpay** ⓘ ⓘ

★★★★★ 5.0 (6) Write a review

SKU: NW3593

Size


DOUBLE ROLL SAMPLE

Color : Black/Gold



Product Details

Collection Name	Antonina Vella® Modern Metals Second Edition
Features	Unpasted - Spongeable - Wet Removable
Product Dimensions Standard	20.8 in x 33 ft = 57.05 sq ft.
Product Dimensions Metric	53 cm x 10 m = 5.3 sq m.
Material	Raised Foil on Non-Woven
Match Type	Straight
Repeat	12.6
Installation	Unpasted



Cosentino » Colors » Sensa » Naori

Naori


SENSA - SENSE PREMIUM

THICKNESSES

— 2.0 cm



SHERWIN-WILLIAMS.

*Expert Pick***SW 6258****Tricorn Black****RGB:** 47 / 47 / 48**Hex Value:** #2F2F30**Location Number:** 251-C1

Color Collections: Color ID (Trendsetter), Colormix Forecast 2021 (Tapestry), Top 50 Colors, West Elm (Fall/Winter), Colormix Forecast 2024 (a Gather of Deeps & Darks), Gallery Series, Top Interior Colors, Top Exterior Colors

Color Family(s): Neutral

Smarten up your space with this trendy, never-boring black. Pair it



SHERWIN-WILLIAMS.

PT-3

Emerald Designer Edition ⓘ

SW 9675

Westhaven



LRV: 5 ⓘ

RGB: 42 / 68 / 66


Hex Value: #2A4442

Available in: Interior/Exterior

Color Collections: Emerald Designer Edition
(Classic + Collected)

SKY
INTERIOR STUDIO

Sky Interior Studio
Boca Raton
631.835.0898



The Monroe Boutique Hotel
Nashville, Tennessee

PT-3
1 OF 1



LEOPARDO

WALLPAPER

ANTIQUE/NOIR

W0141/01

DETAILS

Product Code	W0141/01
Colour	Antique/Noir
Width	52.0 cm
Length	10.05 metre
Horizontal Pattern Repeat	0.0 cm
Vertical Pattern Repeat	52.0 cm
Pattern Match	Straight Match
Collection	Exotica 2 Wallpaper

From the Spanish for Leopard, this wallpaper carries a soft metallic glow with leopards peeking through the jungle in a decadent, Art Deco style.

The mirrored tile effect only adds to its opulence with the fine detail explored in the symmetry that makes up the design.

Please find your local retailer, showroom or agent to order samples outside of the UK

TECH SPECS


Print Method Non Woven 150GSM

Country of Origin United Kingdom



CASADECO

Wallpapers & Emotions




BROADWAY

Wallpaper CASADECO

Collection	<u>TWENTIES</u>
Reference	88667555
Colors	Vert canopee
Hanging instructions	Non-woven
Width of one roll	53 cm / 21 Inches
Length	Sold by roll of 10.05 m / 11 yards
Match	Straight match
Vertical repeat	16cm / 6 inches
Weight in g/m ²	125
Care	Washable
Apply paste	Paste the wall
Removal	Dry strip
Norme COV	A+
ASTME84	Class A
European fire-rating	B s1 d0

SKY
INTERIOR STUDIO

Sky Interior Studio
Boca Raton
631.835.0898



The Monroe Boutique Hotel
Nashville, Tennessee

WC-3
1 OF 1



PT-1



SW 7757

High Reflective White

FULL DETAILS ^

LRV: 93 ⓘ

RGB: 247 / 247 / 241

Hex Value: #F7F7F1

Available in: Interior


Color Collections: Colormix Forecast 2021 (Continuum), Colormix Forecast 2022 (Dreamland), Rejuvenation (Fall/Winter),
Finest Whites & Neutrals (Finest Whites)

Color Family(s): White

The brightest, cleanest white among Sherwin-Williams colors.
Illuminate the dimmest corners in your home.



Sky Interior Studio
Boca Raton
631.835.0898



The Monroe Boutique Hotel
Nashville, Tennessee

PT-1

1 OF 1



Duchess Lena White Polished Marble
& Brass Tile

\$55.01 per sheet (0.57 sq. ft.)

\$96.51 / sq. ft.

Size

9.25" x 8.87"

Commercial
Wall Only

Thickness

11 mm

Material
Asian Statuary


Tile Finish

Polished



ST-3

ARTISTIC TILE



Ombre Grey Mosaic

Polished Stone

SKU: SOMBGRYMP

IN STOCK (682.2000 S/F available)


\$120.00 per S/F

SIZE: 20" X 6 7/16" X 3/8"

10" X 6 7/16" X 3/8"

20" X 6 7/16" X 3/8"

COLOR: GREY




FINISH: POLISHED

COLOR	GREY
SIZE	MOS BILLIE
ACID SENSITIVITY	HIGH




Sky Interior Studio
Boca Raton
631.835.0898



The Monroe Boutique Hotel
Nashville, Tennessee

ST-3
1 OF 1



Duchess Ana Black Marble & Brass Polished Tile

\$55.01 per sheet (0.57 sq. ft.)

\$96.51 / sq. ft.

KEY SPECS

Commercial
Wall Only

Material
Black Marble

Available Sizes

Mosaic

Location

Backsplash, Bathroom, Indoor, Kitchen

Sample Size

4.75" x 7.75"

Stone Type

Black Marble

Thickness

11 mm

Weight

2.9 lbs

Coverage

0.56

Look

Waterjet

Size


9.25" x 8.87"

Style

Art Deco, Traditional, Transitional

Tile Use

Backsplash, Bathroom Wall, Kitchen Wall, Wall Tile



Kaikos Skinny Chevron Glass Mosaic in Brown

100004068

\$26.99 / sq. ft.

Material	Glass
Series Name	Kaikos
Series Color	Brown
Actual Size	11.25" x 11.25"
Nominal Size	11.25" x 11.25"
Thickness	3/8"
Country Of Origin	China
Shade Variation	V3



DECORATORS **BEST**

WC-4



BREWSTER HOME FASHIONS HENLEY BLACK GEOMETRIC GRASSCLOTH WALLPAPER

\$54.75 Price Per 11 Yards Single Roll

Product Description for Brewster Home Fashions Henley Black Geometric Grasscloth Wallpaper

Bring the drama to your interiors with this luxurious faux grasscloth design. A large and maze-like geometric design is formed from strips of metallic gold and black faux grasscloth, which overlays a dynamic, black and gold faux grasscloth backdrop. Henley is an unpasted, non woven wallpaper.

Collection: Advantage Fusion

Width: 20.5"

Length: 33.0"

Yards Per Roll: 11.0 yds

Horizontal Repeat: 20.9"

Coverage: About 56.4 square feet

Paste: Unpasted

Washability: Washable

Removability: Strippable

Match: Straight


Material: Non Woven

Country of origin: Great Britain

Usage: Sidewall



Sky Interior Studio
Boca Raton
631.835.0898



The Monroe Boutique Hotel
Nashville, Tennessee

WC-4
1 OF 1



A-STREET PRINTS HELIOS BLUE GEOMETRIC WALLPAPER

\$125.99 Price Per 11 Yards Single Roll

Product Description for A-Street Prints Helios Blue Geometric Wallpaper

Timeless yet fresh, this rich blue wallpaper is simply stunning. The geometric pattern is flocked over a pearlescent background. Helios is an unpasted, non woven wallpaper.

Collection: A-Street Prints Theory

Width: 20.5"

Length: 33.0"

Yards Per Roll: 11.0 yds

Horizontal Repeat: 20.9"

Coverage: About 56.4 square feet

Paste: Unpasted

Washability: Washable

Removability: Strippable

Match: Straight

Material: Non Woven


Country of origin: Great Britain

Usage: Sidewall



DECORATORS **BEST**

WC-6



DECORATORSBEST PEEL AND STICK SHIPLAP BLACK WALLPAPER

\$47.99 Price Per 5.5 Yards Single Roll

Product Description for Decoratorsbest Peel And Stick Shiplap Black Wallpaper

Our peel and stick wallpaper offers individuals the freedom to be creative when decorating with wallpaper. Easily embrace pattern, texture, and color in your interior without the worry of a long-term commitment. To apply our self-adhesive wallpaper, peel away the backing to expose the water-based adhesive. Press onto a smooth surface and align the pattern from panel to panel. Decorator's Best peel and stick, removable wallpaper is Class A fire-rated for flame spread and smoke developed. The product works best when applied to surfaces that have been primed and painted with a satin or semi-gloss finish. Applications on flat and matte paints and textured surfaces are not recommended.

Collection: Peel and Stick

Width: 20.5"

Length: 198.0"

Yards Per Roll: 5.5 yds

Coverage: 28 square feet

Match: Straight

Material: Vinyl

Care Instructions: Wipe clean with a soft, damp cloth


Wipe Clean

Peelable

Country of origin: USA



Sky Interior Studio
Boca Raton
631.835.0898




The Monroe Boutique Hotel
Nashville, Tennessee

WC-6
1 OF 1




ZEBRINO MACCHIA VECCHIA ST-5

A slab of extraordinary drama, swirling color and dynamic movement, Zebrino Macchia Vecchia is layered with creamy vanilla and sea grey, with incisions of glowing russet. Crystalline inclusions add jewel-like detail, and whorls of deep-sea green anchor the mesmerizing waves of intrigue. Quarried in Italy, this spellbinding marble is offered in 2cm, honed.



2cm Honed



APPLICATIONS										INSTALLATION/ MAINTENANCE		TAILORED TO CUSTOMIZATION
ACID SENSITIVITY	COUNTER TOP	INTERIOR FLOOR	INTERIOR WALL	SHOWER WALL	SHOWER FLOOR	EXTERIOR FLOOR	EXTERIOR WALL	POOL/ FOUNTAIN	FIREPLACE SURROUND	SETTING MATERIAL	INSTALLATION INSTRUCTIONS	CARPET CUTTING
High ¹	Yes	Commercial Light/Medium	All	Yes, including steam ²	Yes ²	No	No	No	Yes	Mapei Kerapoxy 410	MIA DSDM ³	FIELD
												MOSAIC
												SADDLE
												VANITY TOP
												WATERJET

ORIGIN	VARIATION				SLAB	MATERIAL
<div><p>Quarried in Italy</p></div>	<div><div>V1</div><div>V2</div><div>V3</div><div>V4</div></div>				<div><p>3/4" (2CM) HONED FINISH</p></div>	<div><p>MARBLE</p></div>

NOTES												
<p>¹ This material is highly sensitive to acids. When used as a kitchen countertop, acid etching will be highly visible. Do not use this material if acid etching is a concern. For kitchen countertops we recommend a honed finish. Expect material to patina over time and create a beautiful rustic/antique look.</p> <p>² Product must be installed in accordance with current TCNA handbook stone methods. The M.I.A. Recommends installing resin-backed stone with epoxy-based setting materials. Consult your setting materials manufacturer for specific recommendations.</p> <p>³ Please see MIA DSDM (Dimension Stone Design Manual) for all installation instructions.</p>												

ARTISTIC TILE

ARTISTICTILE.COM | MAY 2022


 Sky Interior Studio Boca Raton 631.835.0898	 The Monroe Boutique Hotel Nashville, Tennessee	ST-5 1 OF 1
---	--	----------------

Shan Wallpaper



Manufacturer: Isidore Leroy
Reference: 6242703

Price (tax excl.): US\$136.97
Price (tax incl.): US\$164.00






 2-3 weeks

[See the product](#)

Shan wallpaper interprets the characteristic fan pattern of the Art Deco movement. Gracefully refined, the shape unfolds and showcases a precious pendant at its end where sway what we imagine to be a geometric jewel and some pearls. The motif is repeated in a symmetrical fashion and printed on a false plain background revealing an ultimate refinement, between curves and geometric rigor.

Technical Details and Certifications

Use code

-  Washable wall covering: it can be cleaned with a damp sponge and a small amount of detergent.
-  For this type of wallpaper or wall covering, the adhesive must be applied directly to the wall.
-  Straight match: the motifs are similar and should be aligned when hanging.
-  This wall covering is peelable. Without further action, the backing will remain on the support.
-  This wall covering offers good colour fastness to light.

Advice

This wallpaper is non-woven, making it easier to hang. The adhesive must be applied to the wall. We recommend using an adhesive such as Quelyd for non-woven wallpaper. Watch our tutorial.

Width

50 cm

Vertical repeat

20 cm

Grammage

150 g/m²

Roll length

10 meter

Fire resistance

NF P 92 503-507 (Equivalent M1)

Non-flammable France : Non-flammable (Non-contractual, only the certificate confirms the fireproof standard).

Social and environmental labels

FSC 100%

International Ecolabel : Guarantees that 100% of the wood fiber used comes from sustainably managed forests certified by the Forest Stewardship Council

Greenguard

International Ecolabel : Guarantees the limitation of chemical emissions of Volatile Organic Compounds (VOC).

VOC France : A+

Ecolabel : Guarantees very low emissions of 11 volatile organic compounds based on measurements carried out 28 days after application. Indoor air quality is thus preserved.



7 quai Gabriel Péri,
94340 JOINVILLE-LE-PONT
France



www.etoffe.com



+33 176 430 903




pro@etoffe.com



Professional rates



Sky Interior Studio
Boca Raton
631.835.0898




The Monroe Boutique Hotel
Nashville, Tennessee

WC-7
1 OF 1



ST-6

ARTISTIC TILE



Hudson Key Black Mosaic

Honed Stone

SKU: SHUDKYBLKMH

Out Of Stock

\$70.00 per S/F

SIZE: 23 5/8" X 18 7/8" X 3/8"

11 13/16" X 11 3/4" X 3/8"

6 7/8" X 7 15/16" X 3/8"

23 5/8" X 18 7/8" X 3/8"

INTERIOR WALL

ALL

COLOR: BLACK




Attributes

COLOR	BLACK
SIZE	HUDSON KEY MOS
BLEND 1	CHINA BLACK
BLEND 2	STATUARY




Sky Interior Studio
Boca Raton
631.835.0898



The Monroe Boutique Hotel
Nashville, Tennessee

ST-6

1 OF 1



Marradi Calacatta Emerald Polished
Porcelain Wall and Floor Tile - 12 x
24 in.

#683120 COVERAGE 9.69 SQ. FT. PER BOX

\$8.09/sq. ft.

Box Price: \$78.38

Finish

- Matte
- Polished

Dimensions

Approximate Size	12 x 24 in.	Box Quantity	5
Box Weight	39.7 lbs		

Design & Installation

Material Type	Porcelain	Edge Type	Rectified
Color	Green, White	Finish	Polished
Surface Texture	Smooth	Applications	Exterior, Floor, Wall
Style	Marble Look	Recommended Grout	Standard White
Directional Layout	No		

Technical Details

Country of Origin	India	Frost Resistance	Resistant
-------------------	-------	------------------	-----------



WC-8




Distinctive Dark Grey Square Panel Wallpaper

Material	Paper
Installation	Unpasted
Repeat	20.9"
Match	Straight
Roll Width	20.5"
Roll Coverage	About 56.4 square feet
Washability	Washable
Removability	Peelable
MSRP	\$29.99
Roll Length	33'

Easily add the distinguished look of wood paneling to your home with this wallpaper. This design features embellished squares painted a rich, charcoal grey for a sophisticated, classical, and masculine look. Distinctive is an unpasted, paper wallpaper.



Sky Interior Studio
Boca Raton
631.835.0898



The Monroe Boutique Hotel
Nashville, Tennessee

WC-8
1 OF 1



Santa Monica White 4x12 Polished Ceramic Tile



★ 4.9 (165) [Specifications](#) ▾

ORDER A SAMPLE
GET 5 SAMPLES FOR \$5. SHIPS FREE IN 5 DAYS!

\$74.78 per box (10.76 sq. ft.)

\$6.95 / sq. ft.

Options [View Collection](#)



Commercial
Wall Only

Item Size
4" x 12"

Residential
Wall Only

Item Color
White

Material
Ceramic

Tile Finish
Polished



Art Geo by Elizabeth Sutton Cement
Dos Charcoal Gray 8x8 Matte
Porcelain Tile: Pattern 2

★ 5 (9) [Specifications](#) ▾

ORDER A SAMPLE

GET 5 SAMPLES FOR \$5. SHIPS FREE IN 5 DAYS!

\$115.62 per box (10.76 sq. ft.)

\$10.75 / sq. ft. [As Low as \\$9.67](#) ⓘ

Options [View Collection](#)



KEY SPECS

Commercial
Floor | Wall

Item Size
7.87" x 7.87"

Tile Finish
Matte

Item Color
White, Charcoal

Residential
Floor | Wall

Kenridge Chevron Black 24x48 Matte Porcelain Wood Look Tile

★ 4.9 (242) [Specifications](#) ▾

ORDER A SAMPLE

GET 5 SAMPLES FOR \$5. SHIPS FREE IN 5 DAYS!



\$169.62 per box (15.49 sq. ft.)

\$10.95 / sq. ft. [As Low as \\$8.99](#) ⓘ

Options [View Collection](#)



Sizes:

8x48"

24x48" Chevron

24x48" Ribbon

About The Tile: The chevron pattern finds new life with the Kenridge Chevron Black 24" x 48" Matte Porcelain Tile. This modern take on a traditional V-shaped pattern is featured on an oversized porcelain tile that takes a typically intricate installation pattern and makes it easy. The dark charcoal tones and contemporary grain detail add to this tile's ability to work in both traditional and modern settings for both floor and wall installations.

- Realistically Rendered Wood-Look Porcelain tile
- Modern Chevron Pattern
- Oversized 24" x 48" Format Provides Easy Installation
- Light Cross Grain Texture for Added Realism
- Natural Charcoal Black Color with Subtle Grain Pattern
- Suitable for both Wall and Floor Application
- Made in Spain

About The Collection: The architectural essence of wood finds a new voice in the porcelain stylings of the Kenridge Collection. Bridging the past and present of modern form, three distinct patterns - a cross-grain plank, a chevron, and a ribbed linear - come together in color and character to create an essential minimalist palette. Natural wood grain is realistically recreated featuring a pure maple and a weathered gray look that fits perfectly across styles, including Scandinavian, modern, rustic, or contemporary, with the ease of maintenance and clean durability that comes with a porcelain tile.



TZ-1

ARTISTIC TILE



Cosmati Checkerboard Grey Mosaic

Honed Terrazzo

SKU: CUTMCOSCHKGY

Allow 16 days for production, based on availability.

\$105.00 per S/F

SIZE: 14 5/16" X 14 5/16" X 3/8"

COLOR: GREY



FINISH: HONED

Honed

Mixed Finish

Applications

INTERIOR FLOOR

COMMERCIAL LIGHT/MEDIUM


Attributes

COLOR

GREY


SKY
INTERIOR STUDIO

Sky Interior Studio
Boca Raton
631.835.0898



The Monroe Boutique Hotel
Nashville, Tennessee

TZ-1
1 OF 1



DreamStone Calacatta Rustico 12x24
Polished Porcelain Tile


★ 4.8 (46) [Specifications](#) ▾


ORDER A SAMPLE
GET 5 SAMPLES FOR \$5. SHIPS FREE IN 5 DAYS!


\$92.23 per box (15.5 sq. ft.)


\$5.95 / sq. ft. [As Low as \\$5.50](#) ⓘ


Options [View Collection](#)


- 

12x24
Matte
- 

12x24
Polished
- 

24x24
Matte
- 

24x24
Polished
- 

24x48
Polished
- 

2x2 Matte

KEY SPECS

Commercial
Wall | Floor

Item Size
11.81" x 23.62"

Residential
Wall | Floor


Item Color
Cream with Black and Gold Veining

Material
Porcelain

Tile Finish
Polished



PRT-5



Kenridge Black 8x48 Matte Porcelain Wood Look Tile

★ 4.9 (242) [Specifications](#) ▾

ORDER A SAMPLE
GET 5 SAMPLES FOR \$5. SHIPS FREE IN 5 DAYS!

\$116.18 per box (15.49 sq. ft.)
\$7.50 / sq. ft. [As Low as \\$6.50](#) ⓘ

Options [View Collection](#)



Sizes:

- 8x48"
- 24x48" Chevron
- 24x48" Ribbon

KEY SPECS

Commercial	Item Color
Wall Floor	Black
Item Size	Material
7.87" x 47.24"	Colorbody Porcelain
Residential	Tile Finish
Wall Floor	Matte



PRT-6

Marble Star Porcelain Wall and Floor Tile - 8 x 8 in.

#681527 COVERAGE 14.21 SQ. FT. PER BOX

\$9.29/sq. ft.

Box Price: \$131.99



Dimensions

Approximate Size	8 x 8 in.	Thickness	9mm
Box Quantity	33	Box Weight	51.7 lbs

Design & Installation

Material Type	Porcelain	Edge Type	Straight
Color	Black, White	Finish	Matte
Applications	Exterior, Floor, Wall	Style	Marble Look, Patterned
Recommended Grout	Polar White	Directional Layout	No


Technical Details

Country of Origin	Italy	Frost Resistance	Resistant
Slip Resistance	R9-DIN 51130		

Adorn your space with the refined style of the Marble Star porcelain wall and floor tile. This 8" x 8" Italian tile features an eye-catching star pattern created with interlocking black and white marble-look pieces. Subtle veining and a matte finish offer the perfect level of sophistication for both traditional and contemporary designs.



Sky Interior Studio
Boca Raton
631.835.0898



The Monroe Boutique Hotel
Nashville, Tennessee

PRT-6
1 OF 1

Acadia Charcoal Black 24x48 Limestone Look Matte Porcelain Tile

★ 5 (5) [Specifications](#) ▼



KEY SPECS

Commercial
Wall | Floor

Item Size
23.62" x 47.24"

Residential
Floor | Wall

Item Color
Charcoal

Material
Porcelain

Tile Finish
Matte

Available Sizes

2x2", 3x24", 12x24", 24x48", 24x24", 24x24" Paver, French Pattern, Thin Strip

Chemical Resistant
Yes

DCOF
> .45

Location
Backsplash, Bathroom, Indoor, Kitchen, Outdoor, Pool, Shower

MOHS
7

Outdoor Use
Wall Only

Pieces Per Box
2

Rectified
Yes

Shade Variation
V3

Breaking Strength
≥ 2000 N

Coverage
7.74

Frost Resistant
Yes

Look
Stone Look

Made In
UAE

Pattern Shape
Rectangle

Recommended Grout Joint
3/16"

Sample Size
8" x 8"

Sq Ft Per Box
15.49

ORDER A SAMPLE

GET 5 SAMPLES FOR \$5. SHIPS FREE IN 5 DAYS!

\$154.13 per box (15.49 sq. ft.)

\$9.95 / sq. ft. [As Low as \\$8.95](#) ⓘ

Options [View Collection](#)



Sizes:

French Pattern

Thin Strip

2x2"

12x24"

24x24"

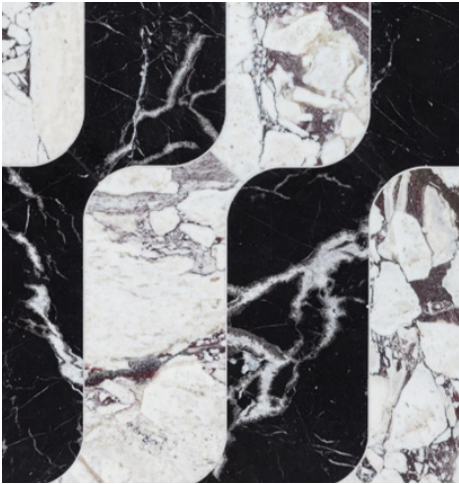
24x48"

24x24" Paver



PRT-8

ARTISTIC TILE



Michelle Gerson Slide 24" Waterjet Mosaic Tailored To

Tailored To

SKU: CUTMWJMGSLIDE24

Allow 30 days for production, based on availability.


MICHELLE GERSON SLIDE 24" WATERJET MOSAIC TAILORED TO

When designing a collection with Michelle Gerson, we had a singular goal: express Michelle's distinct approach to design in a tile collection. Enter Game On - a bold return to basic shapes with just the right amount of the unexpected – a collection that is inherently Michelle Gerson. The collection features five customizable designs – Spot-On, Slide, Zip, and Stix – each available in a range of sizes in both mosaic form and as large format tile.

FIELD	SADDLE
CARPET CUTTING	VANITY TOP
FINISH	WATERJET
MOSAIC	NONE



Sky Interior Studio
Boca Raton
631.835.0898



The Monroe Boutique Hotel
Nashville, Tennessee

PRT-8
1 OF 1



Stacy Garcia Fleetwood Chevron
Mocha Rigid Core Click 12x48 Luxury
Vinyl Plank Flooring

★ 5 (2) [Specifications](#) ▾

ORDER A SAMPLE
GET 5 SAMPLES FOR \$5. SHIPS FREE IN 5 DAYS!

\$95.88 per Box (24.03 sq. ft.)
\$3.99 / sq. ft.

Options [View Collection](#)



Sizes:

6x48"

12x24"

12x48"

Item Color
Mocha

KEY SPECS

Commercial
Floor Only

Available Sizes
6x48", 12x48", 12x24"

Box Weight
43.21

Classification
ASTM F3261 Class I Type B Grade I Backing Class B

Dimensional Stability
Yes

Floor Radiant Panel
Passes - Class 1; ≥ 0.45 watts/cm2

Heat Resistant
ASTM F1514 - Passes

Light Resistant
ASTM F1515 - Passes - $\Delta\Sigma \leq 8.0$

Look
Wood Look

Pattern Shape
Rectangle

Phthalate Free
Yes

Residual Indentation
ASTM F1915 - Avg. ≤ 0.007 in (0.16mm) | No puncture through wear

Box Per Pallet
45

Chemical Resistant
ASTM F925 - Passes - No more than a slight change

Coverage
4.00 sqft per piece

Edge
Micro-Bevel

FloorScore Certified
Yes

Install
Click-Lock

Location
Bathroom, Indoor, Kitchen

Outdoor Use
Indoor Use Only

Patterns
Rectangle

Pieces Per Box
6

Sample Size
6x12"



DETAILS

About The Collection: Sudden and striking, our Kaleidoscope Collection was crafted with precision with one true purpose in mind: to be the definitive show stopping centerpiece within your home. Make a bold statement while flawlessly flaunting your immaculate taste with this eclectic waterjet selection.

About The Tile: Composed of White and Black marble with stately brass accents, Magnifique is guaranteed to elevate the aura of your surroundings to new heights, and will certainly be the treasured focal point of your home for many years to come.

DETAILS

Available Sizes Mosaic	Coverage 1
Location Backsplash, Bathroom, Indoor, Kitchen	Look Waterjet
Sample Size AVG size 3" x 6"	Size 12" x 12"
Stone Type Black Marble	Style Mid Century, Transitional
Thickness 11 mm	Tile Use Backsplash, Bathroom Wall, Kitchen Wall, Wall Tile
Weight 4.9 lbs	

Kaleidoscope Magnifique Black- White and Gold 12x12 Polished Marble Tile

Material
Black Marble + Brass + White Marble

Tile Finish
Polished

Havasar Verde Polished Marble Mosaic Tile- Green


★ 4.8 (5) [Specifications](#) ▾

ORDER A SAMPLE
GET 5 SAMPLES FOR \$5. SHIPS FREE IN 5
DAYS!

\$22.92 per sheet (0.51 sq. ft.)

\$44.94 / sq. ft.

Options [View Collection](#)



DETAILS

About The Tile: Welcome beautiful contrasts into your space with the Havasar Verde Polished Marble Mosaic. Made from Nero Marquina, Carrara, and Green Marble, this mosaic waterjet creates a 3-D feel. With various lay patterns, you can create diamond shapes or bold boxes. Creativity and elegance come together!

About The Collection: Create a space that has fancy feels and an artistic edge with the Havasar Collection. Each piece is made from a different trio of marble bodies to form a versatile option for design. Use these mosaics on walls or floors for a heightened outcome. Available in 4 colorways.

KEY SPECS

Commercial
Wall | Floor

Material
Nero + Carrara + Green Marble

Tile Finish
Polished

Item Color
Black + White + Green

Residential
Wall | Floor

DETAILS

Available Sizes
Mosaic

Location
Backsplash, Bathroom, Indoor, Kitchen, Outdoor, Shower

Rectified
No

Size
8" x 9.21"

Style
Art Deco, Classic, Contemporary

Tile Use
Backsplash, Bathroom Floor, Bathroom Wall, Commercial Floor, Floor
Tile, Kitchen Floor, Kitchen Wall, Outdoor Wall, Shower Floor, Shower
Wall, Wall Tile

Coverage
0.51

Look
Decorative Look

Sample Size
4" x 7.95"

Stone Type
Black Marble, Carrara, Green Marble

Thickness
10 mm

Weight
5 lbs




Valiant Black Antique 30x30 Matte Porcelain Tile

\$105.43 per box (11.78 sq. ft.)

\$8.95 / sq. ft. [As Low as \\$7.88](#) ⓘ

Options [View Collection](#)



KEY SPECS

Commercial
Wall / Floor

Item Size
29.13" x 29.13"

Residential
Wall / Floor

DETAILS

Available Sizes
30x60", 30x30"

Chemical Resistant
Yes

COF
>0.42

Location
Backsplash, Bathroom, Indoor, Kitchen

Made In
Italy

Pieces Per Box
2

Sample Size
3.9" x 7.7"

Sq Ft Per Box
11.78

Sustainability
EPD

Tile Faces
40

Water Absorption
<0.5%

Breaking Strength
>1300 N/min

Coverage
5.89 Sq ft

Frost Resistant
Yes

Look
Marble Look

PEI Rating
4

Rectified
Yes

Shade Variation
V2

Style
Art Deco, Contemporary, Craftsman, Modern, Whimsical

Thickness
10 mm

Tile Use
Backsplash, Bathroom Floor, Bathroom Wall, Floor Tile, Kitchen Floor
Kitchen Wall, Wall Tile

Weight
54.2 lbs

Item Color
Black + White

Material
Porcelain

Tile Finish
Matte

DETAILS

About The Collection: The Valiant Collection redefines luxury. These marble-look porcelain tiles are studies of contrast, bringing together dark and light, warm and cool, and classic with contemporary. The result is a bold statement that combines the sophistication and splendor of marble with a high-performance porcelain. Offered in two large-format sizes, 30x30" and 30x60", along with a finish option of matte or polished, these tiles can give both floors and walls a modern flair with the timeless elegance of a natural stone look.



ST-8

ARTISTIC TILE



Westwind Black Marble Waterjet Mosaic

Mixed Finish Stone

SKU: SWESTBLKWJ

IN STOCK (373.9340 S/F available)


\$105.00 per S/F

\$713.87 per box

Sold in Full Boxes

SIZE: 22 1/8" X 22 1/8" X 3/8"

COLOR: BLACK



FINISH: MIXED FINISH

Applications

INTERIOR FLOOR


COMMERCIAL
LIGHT/MEDIUM

Attributes

COLOR	BLACK
SIZE	MOS WJ WESTON



Sky Interior Studio
Boca Raton
631.835.0898



The Monroe Boutique Hotel
Nashville, Tennessee

ST-8
1 OF 1



ST-9

ARTISTIC TILE



Encaustic Flower Lilac Waterjet Mosaic

Honed Stone

SKU: SMIAEFLOWLILWJ

\$210.00 per S/F

SIZE: 16 1/16" X 16 1/16" X 3/8"

COLOR: LILAC



FINISH: HONED

ENCAUSTIC FLOWER LILAC WATERJET MOSAIC


Made in-house by Artistic Tile's artisans minutes from midtown Manhattan, the Made in America Tailored To Collection is highly customizable to your unique requirements. Inspired by the timeless style of encaustic tile, Encaustic Flower presents an eight-petaled, two colored "flower" cut from a variety of colorful marble. Presented in two colorways: Peach and Purple, or fully customizable through our Tailored To program

Attributes

COLOR	LILAC
SIZE	MOS WJ ENCAUSTIC FLOWER
BLEND 1	NOIR MOON
BLEND 2	CALACATTA ROSA
BLEND 3	BIANCO DOLOMITI
BLEND 4	LILAC



Sky Interior Studio
Boca Raton
631.835.0898



The Monroe Boutique Hotel
Nashville, Tennessee

ST-9
1 OF 1



MTL-1



M6423

Brushed Brass

Grade 85

DecoMetal metal laminate - Polished, anodized, matte, brushed, mirror aluminum or copper sheet with a phenolic back. The phenolic back prevents creasing and allows for improved adhesion to substrates. Recommended for vertical and light duty horizontal applications.

* = Premium Texture

Texture	Thickness (IN)	Dimensions (W x L)
DecoMetal *	0.04	48 in x 96 in

Textures


Standard

- *DecoMetal** (99)

**Premium*



Sky Interior Studio
Boca Raton
631.835.0898



The Monroe Boutique Hotel
Nashville, Tennessee

MTL-1
1 OF 1



MTL-2

M9422

Black Patina

Textures



Standard **Made to order**

• *DecoMetal** (99)

Size & Grade Guide

Grade 83


DecoMetal solid metal laminate - Solid Aluminum sheet with an anodized finish in various designs.
Recommended for vertical and light duty horizontal applications.

* = Premium Texture

Texture	Thickness (IN)	Dimensions (W x L)
DecoMetal *	0.025	48 in x 96 in



Sky Interior Studio
Boca Raton
631.835.0898



The Monroe Boutique Hotel
Nashville, Tennessee